

**CASE**  
CONSTRUCTION



# F SERIES WHEEL LOADERS 621F - SPEC SHEET

**Tier3**



**FASTER, FUEL EFFICIENT**

# FASTER, FUEL EFFICIENT

## A SAFE INVESTMENT FOR THE TOUGHEST JOBS

For the toughest jobs, reliability comes with a perfect control of the oil temperature in the axles.

- **For soft soil** where higher grip control and higher resistance are needed:
  - **Effective grip control** with the differential lock on the front axle. It can be activated automatically or manually controlled with the left foot.
  - **No overheating** because the differential lock does not slip
  - **Higher resistance** with heavy duty front and rear axles.
- **For a limited investment**, standard axles with limited slip differential are also available and proven to be reliable.
- **For even more reliability**, we have invented the COOLING BOX that keeps constant the cooling fluids temperature.



## **EASIER MAINTENANCE, LOWER COSTS**

- A single piece electronically-operated engine hood lifts clear of the engine for service and maintenance
- There are remote fluids drain taps for the engine oil, coolant and hydraulic oil.

## **PREMIUM ENGINE TECHNOLOGY**

This electronically-controlled 6.7 liter engines offers the operator a choice of four power and torque ratings, MAX, STANDARD, ECONOMY or AUTOMATIC mode. This boosts productivity and reduce fuel consumption.



# MORE COMFORT FOR MORE PRODUCTIVITY



## Access fit for a King

Getting in the cab is easy; the wide steps and the handle make you feel safe, while the wide door provides unobstructed access.

## Outstanding visibility

You'll feel more confident and work faster with the great all round visibility.

The curved rear hood shape is very low, reducing the risk of accidents and improving safety on side.



## All controls at your fingertips

Greater focus on the job and less stress with fewer arm moves thanks to the ergonomic positioning of the control panel under your right hand.



## Feel confident with ROPS

All our wheel loaders' cab are reinforced and guarantee the operator protection against roll over (ROPS certified).

## Great storage space

The overhead radio placement and the storage make the Case cab even more convenient for you



**FASTER, FUEL EFFICIENT**





# THE DNA OF YOUR 621F

## Productivity (50 meter distance cycle)

Considering density at 1,8 t/m<sup>3</sup> and 100% fill factor  
52 cycles/hour including 5 minute break \_\_\_\_\_ 52 loading cycles/h  
with 2.4 m<sup>3</sup> bucket \_\_\_\_\_ 125 m<sup>3</sup>/h or 225 t/h of material

## Engine

Make \_\_\_\_\_ FPT engine F4HE9687H compliant with  
with EPA Tier3 or EU Stage 3A regulations  
Number of cylinders \_\_\_\_\_ 6 cylinders -6.7 liters - common rail  
Max power SAE J1995 \_\_\_\_\_ 128 kW / 172 hp @1800 rpm  
Maximum torque SAE J1995 \_\_\_\_\_ 730 Nm @1600 rpm

## Transmission

All-wheel drive with planetary axles  
4-speed auto Powershift ZF type 4WG160, switchable to manual  
shifting  
Adjustable transmission declutch  
forward speeds: 7-13-24-39 Km/h  
reverse speeds: 7-14-25 Km/h  
Kick-down function

## Axles and differential

- **for outstanding traction with 50% longer maintenance intervals and 30% less tire wear:**  
100% auto-lock differential on front axle and open rear axles  
Front and rear ZF heavy duty axles with open differential and 100% front lock  
Type MT-L3075-II - dynamic load: 12.700kg  
- **for limited investment and good traction:**  
29% Limited slip differential on front and rear axles  
Front heavy duty axle type MT-L3075-II - dynamic load: 12.700kg  
Rear oscillating axle ZF type MT-3065-II - dynamic load 10.700kg

## Tires

Tires \_\_\_\_\_ 20,5R25

## Brakes

Service brake \_\_\_\_\_ Maintenance free, self-adjusting wet 4-wheel  
disc brakes  
Area \_\_\_\_\_ 0,39 m<sup>2</sup>/hub  
Parking brake \_\_\_\_\_ Disc brake on transmission activated from the  
cab cluster  
Area \_\_\_\_\_ 58 cm<sup>2</sup>

## Hydraulics

Valves \_\_\_\_\_ Rexroth Closed-center, Load sensing hydraulic system.  
Main valve with 3 sections  
Steering \_\_\_\_\_ The steering orbitrol hydraulically is actuated with  
priority valve  
Type of pump \_\_\_\_\_ Tandem Variable displacement pump  
(171 l/min @250 bar)

Automatic hydraulic functions  
- Bucket Return-to-dig  
- Boom Return-to-travel  
- Auto lift (adjustable height)  
Control type \_\_\_\_\_ Pilot control with single joystick or two levers

## Capacities

Fuel tank \_\_\_\_\_ 248 usable liters  
Cooling system \_\_\_\_\_ 26.8 liters  
Engine oil \_\_\_\_\_ 13 liters  
Hydraulic oil \_\_\_\_\_ Tank: 91 liters, total system: 148 liters  
Transmission oil \_\_\_\_\_ 27 liters

## Cab

Cab complies to:  
protection against falling objects (FOPS) \_\_\_\_\_ ISO EN3449  
protection against roll over (ROPS) \_\_\_\_\_ ISO EN13510  
Air flow \_\_\_\_\_ 8.5 m<sup>3</sup> / min spread through 17 air vents

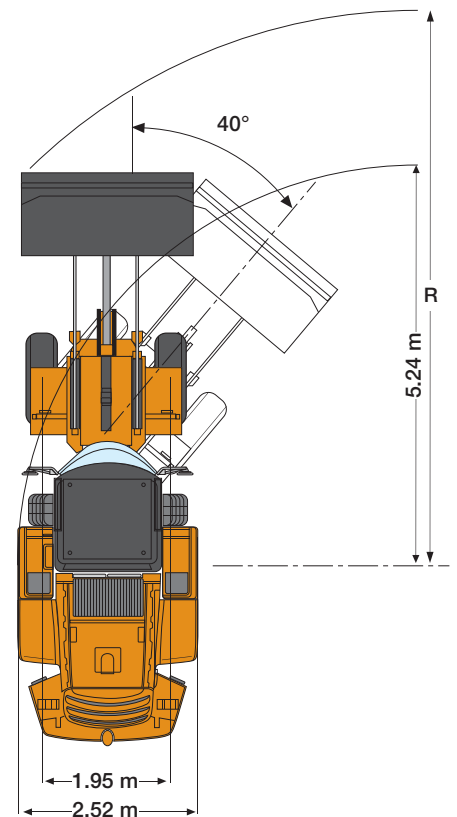
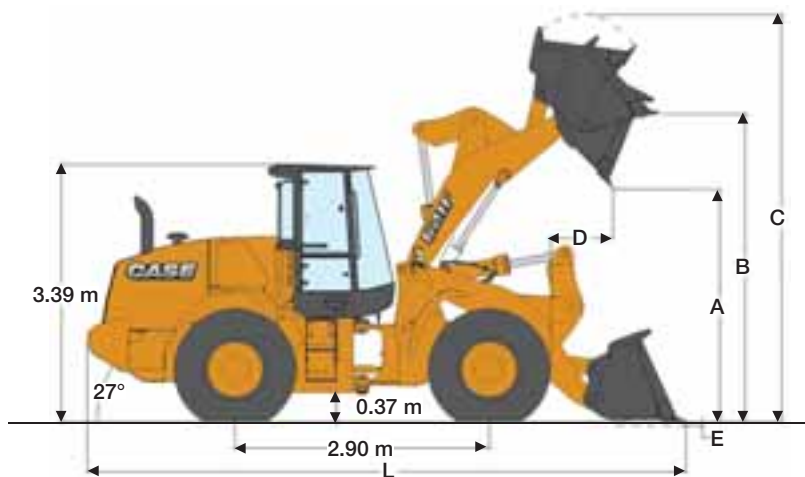
## Noise and vibration

Driving noise in dB (A) 82 to SAE J88 @ 15 meters  
Interior noise \_\_\_\_\_ 71 dB(A) as per ISO 6595/6396/3744  
Exterior noise \_\_\_\_\_ 72 dB(A) at 15 meters as per SAE J88 SEP80  
103 dB (A) according to ISO 6595/6396/3744  
Reverse gear alarm  
Vibrations \_\_\_\_\_ air-cushioned seat MSG 95A/732  
average 1,4 m/s<sup>2</sup> as per ISO/TR 25398:2006

## Electrical

24V. Batteries 2 x 12V.  
Alternator \_\_\_\_\_ 65 A

# 621F Specifications



### LOADER SPEED:

Raising time (loaded)	6.3 sec
Dump time (loaded)	1.2 sec
Lowering time (empty, power down)	4.4 sec
Lowering time (empty, float down)	4.4 sec

621F		Z-bar				Long Reach				TC	
		2.4 m <sup>3</sup> bucket		2.0 m <sup>3</sup> bucket with quick coupler		2.2 m <sup>3</sup> bucket		2.0 m <sup>3</sup> bucket with quick coupler		2.0 m <sup>3</sup> bucket with quick coupler	
		edge	teeth	edge	teeth	edge	teeth	edge	teeth	edge	teeth
Bucket volume (heaped)	m <sup>3</sup>	2.38	2.36	2.00	2.00	2.18	2.14	2.00	2.00	2.00	2.00
Bucket Payload	kg	4371	4367	4519	4570	3707	3704	3708	3757	4092	4157
Maximum material density	ton/m <sup>3</sup>	1.84	1.85	2.26	2.29	1.70	1.73	1.85	1.88	2.05	2.08
Bucket outside width	m	2.49	2.54	2.49	2.49	2.49	2.54	2.49	2.49	2.49	2.49
Bucket weight	kg	941	968	1242	1168	890	916	1242	1168	1242	1168
Tipping load - straight	kg	9964	9962	10325	10426	8488	8485	8527	8624	9360	9489
Tipping load - Articulated at 40°	kg	8741	8735	9038	9139	7414	7407	7416	7514	8185	8314
Breakout force	kg	9819	10097	9472	9272	11233	11591	9503	9310	10595	10395
Lift capacity from ground	kg	9857	9956	13068	13175	11411	11410	11348	11436	14642	14851
A - Dump height at 45° at full height	m	2.75	2.68	2.71	2.69	3.24	3.17	3.19	3.18	2.65	2.63
B - Hinge pin height	m	3.83	3.83	3.83	3.83	4.24	4.24	4.24	4.24	3.96	3.96
C - Overall height	m	5.04	5.04	5.05	5.05	5.45	5.45	5.46	5.46	5.23	5.23
D - Bucket reach at full height	m	1.08	1.16	1.12	1.16	1.01	1.01	1.22	1.25	1.23	1.26
E - Dig depth	cm	9	9	9	8	9	9	10	9	18	17
L - Overall length with bucket on the ground	m	7.47	7.57	7.53	7.56	7.75	7.86	7.93	7.97	7.78	7.81
Overall length without bucket	m	6.28	6.28	6.28	6.28	6.69	6.69	6.69	6.69	6.20	6.20
R - Turning radius to front corner of the bucket	m	5.7	5.8	5.7	5.7	5.9	6.0	5.9	5.9	5.8	5.8
Bucket rollback in carry position		44°	44°	49°	49°	46°	46°	51°	51°	58°	58°
Dump angle at full height		51°	51°	46°	46°	46°	46°	41°	41°	55°	55°
Machine operating weight	kg	12191	12218	12492	12418	12336	12362	12688	12614	12569	12459

Note: bucket specification can slightly differ according to plant source. More bucket choice is available, please contact your local dealer.








Form No. IR2402CCGB - Printed in Italy - MediaCross Firenze - 03/12



**CNH INTERNATIONAL SA**  
Riva Paradiso, 14  
6902 Paradiso  
SWITZERLAND



NOTE: Standard and optional fittings can vary according to the demands and specific regulations of each country. The illustrations may include optional rather than standard fittings - consult your Case dealer. Furthermore, CNH reserves the right to modify machine specifications without incurring any obligation relating to such changes.

Conforms to directive 98/37/CE **CE**

