

CASE
CONSTRUCTION

B-SERIES MINI EXCAVATORS

CX26B | CX30B | CX35B | CX39B | CX45B | CX50B



AGILITY IN MOTION

AGILITY IN MOTION

Outstanding Productivity

Boost your productivity with the Case heavy crawler excavator technology, reliable low-emission engine and highly efficient dozer blade with “rollaway” design.

Zero Tail Swing

Perform at your best in confined spaces with the Zero Tail Swing design, which allows you to work safely, focus entirely on the job, dump further by getting closer to the truck.

Safety is a Priority

Work with confidence, counting on the protection of the FOPS/ROPS compliant cab and Safe Object Handling Kit. The smart door opening system makes it easy for you to access the cab safely.

Operator Comfort

Enjoy the comfort of the spacious, easily accessible cab. With these easy-to-operate mini excavators, featuring proportional controls and ergonomic joysticks, you can work with maximum efficiency and minimum fatigue.

Simple Maintenance

Maximize your mini excavator’s uptime, easily carrying out daily maintenance with service points accessible at ground level, long service intervals and more service life.

B-SERIES MINI EXCAVATORS

CX26B | CX30B | CX35B | CX39B | CX45B | CX50B

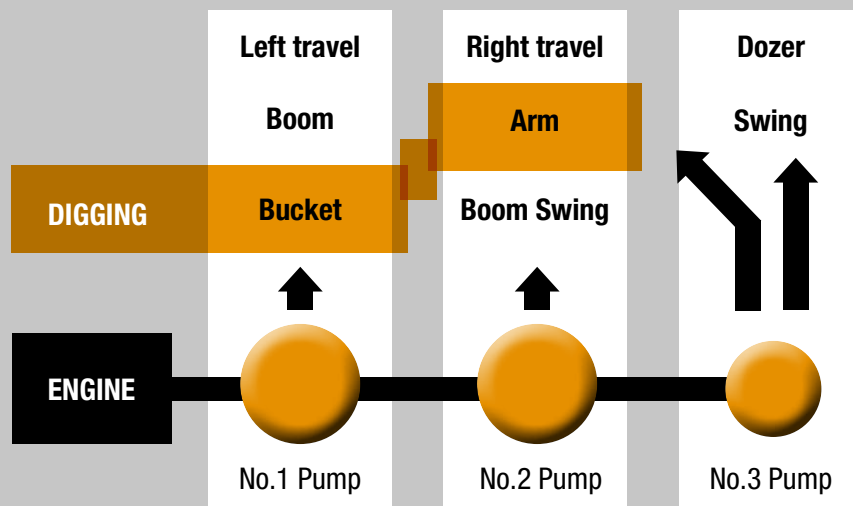


OUTSTANDING PRODUCTIVITY

Excellent hydraulic performance

Case B-Series mini excavators benefit from Case Heavy crawler excavator hydraulic technology:

- The hydraulic system is made of 3 integrated pumps, of which 2 variable volume pumps, allowing complete simultaneous moves
- The third pump controls the blade and the swing independently from the machine displacement system. When these functions are not used, the flow is automatically re-routed to boost digging.



Case hydraulic system boosts productivity!

- High hydraulic power allows using larger buckets
- Simultaneous operations speed up working cycles
- Operations are smoother under heavy loads
- This efficient system is perfect for fine grading
- More precision at work
- Move more material in the same time with Case minis

B-SERIES MINI EXCAVATORS

CX26B | CX30B | CX35B | CX39B | CX45B | CX50B



Reliable and environmentally friendly engines!

Our engines deliver excellent performance and are highly reliable thanks to very well known technology. This maximizes uptime and reduces repair costs. Low emissions:

CX26B to CX30B ZTS have a Tier 4 compliant engine

From CX35B ZTS to CX50B engines are Tier 4 Interim compliant



Unique “rollaway” shape of the blade!

Unique blade design pushes earth forward allowing grading in one pass. Backfilling operations are quick. Overcoming obstacles on the jobsite such as heaps of earth is easy with Case minis thanks to a great blade raising height (up to 560 mm)

ZERO TAIL SWING



Zero Tail Swing benefits:

- Excellent overall balance of the machine
- Fits easily in narrow spaces
- Less obstruction to road traffic
- Outstanding agility thanks to 360° turning radius of upper frame

Dump further with Zero Tail Swing design

The Zero Tail Swing design allows to position the machine very close to the truck and therefore to load further



Performance in confined spaces

Case compact excavators rotate within the width of their own tracks. Even in tight quarters, they dig, turn and unload with great efficiency. With the advantage of zero tail swing, operators concentrate on the work at hand instead of obstacles behind.

B-SERIES MINI EXCAVATORS

CX26B | CX30B | CX35B | CX39B | CX45B | CX50B



SAFETY IS A PRIORITY

Safe Object Handling Kit

For your safety on the jobsite Case introduced the Safe Handling Kit, which is made of: lifting hook safety valves on boom and dipper overload device with alarm inside the cab. The Safe Handling kit complies with EN 474-5 regulation and is available both as option or as aftermarket DIA (Dealer Installed Accessory) kit.



Lifting hook



Safety valves included in the Safe Handling kit



Quick backlight opening

Greater Operator Protection

All models (from CX26B to CX50B, both cab and canopy) comply with FOPS, ROPS and TOPS safety regulations. This means the operator is protected from falling objects such as bricks, small concrete blocks or hand tools. The cabin is designed to protect operators from injuries caused by vehicle rollovers or tip-overs as well. In case of an emergency it is easy for the operator to get out of the cab thanks to the emergency exit hammer and the quick backlight opening.

B-SERIES MINI EXCAVATORS

CX26B | CX30B | CX35B | CX39B | CX45B | CX50B



Enhanced visibility

For the ultimate in operating comfort and safety a heater and floor-to-ceiling glass cabs are available on all models, making operator's work easier and safer.

Smart door opening system

Case sliding door systems grants easy cab access maintaining compact dimensions. This minimizes the risk of damage both of the machine and the operator.



COMFORTABLE AND EASY TO OPERATE MACHINES

More space, more visibility!

With more room to work, the operator will feel more comfortable and be more productive. The three-post ROPS design on the B Series canopy models makes it easy to get in and out of the excavators.

Enclosed cab for the ultimate in comfort

Heated floor-to-ceiling glass cabs are available on all models.

The front glass door can easily be tilted

Excellent views of the entire surrounding worksite!



B-SERIES MINI EXCAVATORS

CX26B | CX30B | CX35B | CX39B | CX45B | CX50B



Smooth and progressive control!

Standard proportional control of the auxiliary circuit allow smooth and progressive control of the attachments. Oil flow in the auxiliary circuit is controlled directly form the right joystick.


Proportional controls are standard from CX35B to CX50B.



Adjustable seat

The adjustable seat and standard arm rests help keep the operator comfortable.

Convenient can holder is standard on all models.



Easy to operate

A superior hydrostatic drive system and pilot operated joystick controls make CX B Series Compact Excavators easy to operate. Operators will find the joysticks ergonomic, easy to operate and intuitive for responsive performance and low fatigue.



Switchable patterns

A standard control-pattern selector valve lets the operator choose the most familiar pattern, excavator-style or loader/backhoe-style controls.

EASY MAINTENANCE



Easy maintenance means Maximum Uptime

Ground-level fluid checks make daily maintenance quick and easy.

Case CX B Series compact excavators feature swing-out access panels and ground line fuel, coolant and hydraulic fluid fills. For added protection, the fuel cap and all access panels are lockable.

Long lasting oil filter

Our exclusive super-fine filter is not only environmentally friendly: it will last 1000 hours and is easy to replace.

B-SERIES MINI EXCAVATORS

CX26B | CX30B | CX35B | CX39B | CX45B | CX50B

Side Access Panel

A one-piece, swing-out side access panel gives access to cooling components, valves and the operator control pattern change valve.

More Service Life!

Case Mini excavators were built to last. Protected hose connections, molded boom swing articulation, high quality steel piping are just some examples of the design robustness. An appropriate maintenance combined with the design quality grant durability and high performance in the toughest conditions.



Easy Engine Access

The engine access door allows easy access to the air filter, oil level check and fill, coolant overflow and the fuel filter.



ATTACHMENTS RANGE

CASE certified attachments

All attachments have been designed, tested and approved by Case Engineering respecting machines' kinematics and ensuring the maximum productivity and safety.

Quick Coupler

You can easily change your attachments whenever you need thanks to «Klac» self locking system. Its compact design respects original kinematic and doesn't need any maintenance operation. This grants the best productivity of your machine.

Buckets

- Excavation or heavy duty buckets: from 250 mm / 35L to 900 mm / 210 l
- Ditch cleaning buckets: from 1.000 mm / 102 l to 1.500 mm / 260 l

Your existing buckets can easily be adapted to the Klac system with the Klac Adapter kit. Klac Reverse quick coupler is also available.

Hammers

Case Hammers are highly performing and durable. Their limited dimensions help you to work in narrow spaces.

	Tool Diameter	Impact Frequency	Weight	Sound Level	CX26B / CX30B	CX35B / CX39B	CX45B	CX50B
CB27S (silenced)	42 mm	1.600-2.600 BPM	120 kg	123 dBA	x			
CB32	45 mm	750-2.400 BPM	130 kg	129 dBA	x	x		
CB32S (silenced)	45 mm	750-2.400 BPM	140 kg	123 dBA	x	x		
CB37S (silenced)	50 mm	1.100-2.100 BPM	160 kg	124 dBA		x		
CB45	50 mm	450-1.800 BPM	200 kg	128 dBA		x	x	x
CB45S (silenced)	50 mm	450-1.800 BPM	220 kg	118 dBA		x	x	x
CB65	63 mm	400-2.000 BPM	300 kg	132 dBA			x	x
CB65S (silenced)	63 mm	400-2.000 BPM	315 kg	121 dBA			x	x
CB90S (silenced)	80 mm	500-1.700 BPM	360 kg	127 dBA				x

This hammers can be fitted directly on the machine or with an adapter plate on a Klac or Lehnhoff quick coupler.

Augers

Designed specifically for any application requiring the boring of holes

Standard duty drive (chain drive)	Hydraulic flow : min 23 lpm / max 57 lpm
Heavy duty drive (planetary drive)	Hydraulic flow : min 30 lpm / max 57 lpm

Auger diameters from 100 mm to 900 mm / length 1.220 mm
Auger extensions : from 300 to 1.830 mm

B-SERIES MINI EXCAVATORS

CX26B | CX30B | CX35B | CX39B | CX45B | CX50B



Cutter Crusher C60

C60 is a robust and durable cutter crusher with one moving jaw that can be mechanically rotated 360°. Its closed structure and Hardox steel jaws make it a solid durable tool suitable for steel.

Weight	Crushing force rear	Max. cutting force
205 Kg	180 kN	460 kN

Sorting & Demolition Grab D03hpx-40

Different applications possible through easy exchange system of the shells.

The hydraulic cylinder is replaced by the maintenance free "HPX Drive" : more compact and resistant against dirt and blows.

Extending service life up to 50%: the drive unit runs in a permanent oil bath, no lubrication is required.

Long life is ensured due to the use of 500 HB steel in the manufacture of side plates and cutting edges.

Weight	Volume	Torque	Closing Force	Load Capacity
260 kg	60 l	1.000 Nm	26 kN	1.000 kg

B-SERIES MINI EXCAVATORS

CX26B | CX30B | CX35B | CX39B | CX45B | CX50B

Specifications CX26B/CX30B ZTS

Model code

Cab _____ CX26MC / CX30MC
Canopy _____ CX26MR / CX30MR

Engine

Displacement _____ 1331 cm³
Power _____ 23 hp
Max torque _____ 80,1 Nm
Emissions level _____ Tier IV

Hydraulic system

Variable displacement pumps type _____ axial piston
Flow delivery _____ 2 x 26,4 l/min
Gear pump delivery _____ 14,3 l/min
Maximum operating pressure _____ 230 bar

Slewing & travel speed

Slewing speed _____ 8,7 / 8,8 rpm
Boom slewing angle (left/right) _____ 60° / 55°
Travel Speed - Low (1st) _____ 2,3 km/h
Travel Speed - High (2nd) _____ 4,1 km/h

Specifications CX45B

Model code

Cab _____ CX45MC

Engine

Displacement _____ 2189 cm³
Power _____ 43 hp
Max torque _____ 139,3 Nm
Emissions level _____ Tier IV Interim

Hydraulic system

Variable displacement pumps type _____ axial piston
Flow delivery _____ 2 x 57,1 l/min
Gear pump delivery _____ 33,8 l/min
Maximum operating pressure _____ 230 bar

Slewing & travel speed

Slewing speed _____ 8,8 rpm
Boom slewing angle (left/right) _____ 70°/60°
Travel Speed - Low (1st) _____ 2,8 km/h
Travel Speed - High (2nd) _____ 4,6 km/h

Specifications CX35B/CX39B ZTS

Model code

Cab _____ CX35MC / CX39MC
Canopy _____ CX35MR / CX39MR

Engine

Displacement _____ 1642 cm³
Power _____ 30 hp
Max torque _____ 98,4 Nm
Emissions level _____ Tier IV Interim

Hydraulic system

Variable displacement pumps type _____ axial piston
Flow delivery _____ 2 x 38,4 l/min
Gear pump delivery _____ 20,6 l/min
Maximum operating pressure _____ 230 bar

Slewing & travel speed

Slewing speed _____ 8,9 rpm
Boom slewing angle (left/right) _____ 70° / 60°
Travel Speed - Low (1st) _____ 2,5 km/h
Travel Speed - High (2nd) _____ 4,5 km/h

Specifications CX50B ZTS

Model code

Cab _____ CX50MC

Engine

Displacement _____ 2189 cm³
Power _____ 43 hp
Max torque _____ 139,3 Nm
Emissions level _____ Tier IV Interim

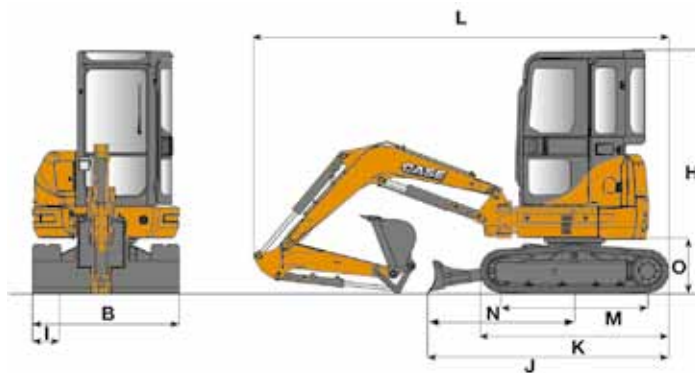
Hydraulic system

Variable displacement pumps type _____ axial piston
Flow delivery _____ 2 x 57,1 l/min
Gear pump delivery _____ 33,8 l/min
Maximum operating pressure _____ 230 bar

Slewing & travel speed

Slewing speed _____ 8,8 rpm
Boom slewing angle (left/right) _____ 70°/60°
Travel Speed - Low (1st) _____ 2,8 km/h
Travel Speed - High (2nd) _____ 4,6 km/h

General dimensions



		CX26B ZTS	CX30B ZTS	CX35B ZTS	CX39B ZTS	CX45B ZTS	CX50B ZTS	
		Standard	Standard	Standard	Standard	Standard	Short	Long
Rear end swing radius	mm	700 / 740 *	750	775	850	980	980	980
I Track width	mm	250	250	300	300	400	400	400
J Undercarriage length	mm	2260	2410	2550	2680	2780	2910	2910
K Track length on ground	mm	1870	1980	2000	2150	2330	2480	2480
M Center distance of tumbler	mm	1490	1590	1540	1700	1820	1970	1970
N Blade radius on ground	mm	1350	1440	1550	1600	1621	1690	1690
X Blade max lifting	mm	425	445	560	540	505	495	495
Y Blade max lowering	mm	290	335	410	440	325	375	375
B Blade width	mm	1400	1500	1550	1700	1960	1960	1960
E Blade height	mm	300	300	345	345	345	345	345

* Canopy 700 mm / Cab 740 mm

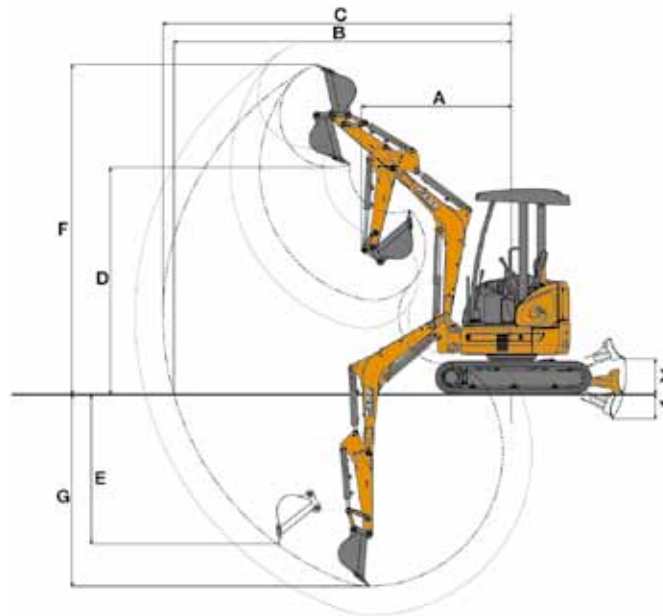
Operating weight (includes operator, full fuel tank and one bucket)

	Type	CX26B ZTS	CX30B ZTS	CX35B ZTS	CX39B ZTS	CX45B ZTS	CX50B ZTS	
		Standard	Standard	Standard	Standard	Standard	Short	Long
Dipper								
Cab	tonnes	2.70	2.84	3.50	3.90	4.54	4.92	4.95
Canopy	tonnes	2.38	2.70	3.36	3.76	N.A.	N.A.	N.A.

B-SERIES MINI EXCAVATORS

CX26B | CX30B | CX35B | CX39B | CX45B | CX50B

Digging performance



		CX26B ZTS	CX30B ZTS	CX35B ZTS	CX39B ZTS	CX45B ZTS	CX50B ZTS	
		Standard	Standard	Standard	Standard	Standard	Short	Long
Dipperstick	mm	1330	1370	1470	1590	1700	1560	1870
Bucket thickness	mm	450	600	500	600	650	700	700
G Max digging depth	mm	2650	2790	3100	3350	3660	3590	3900
Bucket Breakout force	kN	19.3	22.0	27.4	27.4	35.3	35.3	35.3
Dipperstick Breakout force	kN	12.0	13.0	15.0	17.0	20.0	26.3	23.6
A Min front slew radius (Cab/Canopy)	mm	2070 / 1900	2080 / 1880	2480 / 2000	2560 / 2070	2430	2560	2580
C Max reach	mm	4520	4890	5200	5500	5920	5890	6190
D Max dump height (Cab/Canopy)	mm	2650 / 2950	3170 / 3380	2950 / 3550	3150 / 3760	3790	3680	3840
F Max digging height (Cab/Canopy)	mm	3850 / 4190	4470 / 4690	4300 / 4960	4490 / 5160	5340	5210	5380















Transport Feature (weight is with full fuel tank, without operator, without bucket)

		CX26B ZTS	CX30B ZTS	CX35B ZTS	CX39B ZTS	CX45B ZTS	CX50B ZTS	
		Standard	Standard	Standard	Standard	Standard	Short	Long
Weight (Cab)	ton	2.59	2.73	3.34	3.74	4.35	4.73	4.76
Weight (Canopy)	ton	2.27	2.59	3.20	3.60	N.A.	N.A.	N.A.
B Max width	mm	1400	1500	1550	1700	1960	1960	1960
L Max length	mm	3820	4130	4390	4710	5000	5230	5370
H Max height	mm	2460	2500	2570	2570	2600	2600	2600

Lifting capacity

at 2 meters from swing center

Lifting capacity in tonnes

DEPTH LEVEL	E26B		E29B		E35B		E39B		E45B		E50B		E50B**	
	2.0 m		2.0 m		2.0 m		2.0 m		2.0 m		2.0 m		2.0 m	
														
Ground	0.9	0.6	1.1	0.8	1.1	0.9	1.4	1.3	1.4	1.4	1.7	1.7	1.6	1.6
1 m below ground	1.0	0.7	1.1	0.8	1.1	0.9	1.6	1.3	2.1	1.6	2.8	1.9	2.8	1.8
2 m below ground	0.7*	0.7*	0.7	0.7	1.1	0.9	1.5	1.4	2.1	1.7	2.9	2.0	2.8	1.9

* 1.5 m below ground

** Long Arm



Optional Equipment


Part	Description	CX26B ZTS	CX30B ZTS	CX35B ZTS	CX39B ZTS	CX45B ZTS	CX50B ZTS
747630	BUCKET 300 mm	X	X				
747633	BUCKET 350 mm	X	X				
747636	BUCKET 450 mm	X	X				
747639	BUCKET 500 mm	X	X				
747625	BUCKET 600 mm	X	X				
747940	OBJECT HANDLING 2-2.5 TON	X	X				
747631	BUCKET 300 mm			X	X		
747634	BUCKET 350 mm			X	X		
747637	BUCKET 450 mm			X	X		
747640	BUCKET 500 mm			X	X		
747641	BUCKET 600 mm			X	X		
747626	BUCKET 700 mm			X	X		
747936	OBJECT HANDLING 3-3.5 TON			X	X		
747939	AIR CONDITIONING 3-3.5 TON			X	X		
747638	BUCKET 450 mm					X	X
747628	BUCKET 550 mm					X	X
747642	BUCKET 600 mm					X	X
747629	BUCKET 650 mm					X	X
747643	BUCKET 700 mm					X	X
747627	BUCKET 750 mm					X	X
747934	OBJECT HANDLING 4-5 TON					X	X
747938	AIR CONDITIONING 4-5 TON					X	X
747328	ARM SHORT						X
747333	ARM LONG						X
9552600	CRAWLER RUBBER						X
9553600	CRAWLER STEEL						X

Standard and optional equipment shown can vary by country. Product pictures may be different from local markets configurations.

Form No. 200366GB - Printed in Italy - MediaCross Firenze - 04/12



CNH INTERNATIONAL SA
Riva Paradiso, 14
6902 Paradiso
SWITZERLAND



NOTE: Standard and optional fittings can vary according to the demands and specific regulations of each country. The illustrations may include optional rather than standard fittings - consult your Case dealer. Furthermore, CNH reserves the right to modify machine specifications without incurring any obligation relating to such changes.

Conforms to directive 98/37/CE **CE**



www.casece.com

