

CASE

CONSTRUCTION

MINI-EXCAVATORS

CX17B^{ZTS}

CX15B Series 2-CX18B Series 2



Engine Horsepower
Operating weight
Max. digging depth

CX15B Series 2
11.3 kW/15 hp
1480 kg
2400 mm

CX17B^{ZTS}
11.3 kW/15 hp
1620 kg
2370 mm

CX18B Series 2
11.3 kW/15 hp
1780 kg
2400 mm

HIGH EFFICIENCY

The series 2 range of 1.5 ton machines from Case features two highly efficient variable displacement piston pumps for power on demand, reducing fuel consumption and increasing performance. CX17B ZTS and CX18B series 2 machines are also equipped with a gear pump for the swing and rotation circuits, boosting slew speed and cutting cycle times further. The two-speed travel selector is integrated into the right hand track control lever, for instinctive changes on the move and faster reaction to changing terrain. **Hydraulic power. Boosted performance.**

POWER ON DEMAND

All 1.5 tonne class Case machines use a new 11.3 kW (15 hp) Mitsubishi engine for maximum efficiency and output. A revised three-post canopy offers easy access and improved visibility, increasing safety for the operator. New cab option provides suspension seat and high output cab heating system for total operator comfort. Telene side panels on the series 2 upper structure offer improved shock resistance and less risk of damage, cutting repair costs and downtime.

Evolutionary design. Operator benefits.



SAFE AND SECURE

New cab and canopy are TOPS and FOPS level 1 rated for maximum operator protection. Revised design provides improvements in visibility all around the machine, particularly on the left hand side through the cab door. New cab option provides a suspension seat. Both servo hand levers are now fitted with red safety levers to prevent accidental operation, and both the boom swing control and the hammer control are protected by locks which provides safety for the operator and other personnel on site.

Safe Operation. Reduced downtime.

OPERATOR ENVIRONMENT

The Case series 2 mini excavators have a totally revised three-post canopy design offering easier access and improved visibility. There is a choice of fixed or suspension vinyl seats to suit operating conditions. For those opting for a cab the series 2 models feature a new design with standard heating system and suspension cloth seat. Larger windows and increased door glass improve visibility and the low emission engine offers reduced noise levels for the operator. Easy to reach levers and hand and foot controls for the tracks provide a comfortable working environment for the driver.

Maximum comfort. Increased productivity.



BUILD QUALITY

Robust components and design enhance the durability and reliability of the Case mini excavator. Protection for the main lift cylinder piston and for all greasing points is standard and the bodywork of the machine is constructed from Telene. This material is shock resistant, reducing the need for smaller repairs on site and cutting ownership costs. The CX17B ZTS and CX18B series 2 models have an expandable dozer blade, with a locking system to prevent damage or loss of parts when the tracks are retracted.

Designed to work. Built to perform.

MAXIMISED PROFITABILITY

With the adoption of the new engine and variable displacement hydraulics, the CX15B-18B series 2 machines provide reduced fuel consumption as well as lower emissions. Fully removable side panels, easy access to the battery, a single key for locks and ignition, and access to all service and maintenance points from beneath the engine canopy, result in reduced service times and increased productivity. Buckets from the previous CX16B and CX18B can be used by the series 2 machines. The CX17B ZTS can also take the CX15B series 2, CX16B and CX18B - CX18B series 2 Klac or Lehnoff buckets if equipped with a specific Klac or Lehnoff quick coupler. This offers integration into existing fleets and lower cost to change for owners.

Reduced consumption. Lower ownership costs.

CX15B SERIES 2



The CX15B series 2 with its fixed chassis and its standard dozer blade is offered in two versions: a 1 speed/canopy/standard seat version and a version that is 2 speed/cab (with heater and suspension cloth seat) or canopy (with a choice of fixed or suspension vinyl seats). Powered by an 11.3 kW Mitsubishi engine, the CX15B series 2 has two variable displacement hydraulic pumps for maximum productivity. A conflux system allows the unused flow from one pump to assist the auxiliary flow when selected. That auxiliary circuit can be single or twin directional for a range of powered attachments. Quick disconnects are fitted on the dipper arm. Customers can also choose between short and long dipper arms to suit their operation. CX15B series 2 takes the 300-500 mm buckets from previous CX16B and CX18B as well as those buckets of the new CX18B series 2.

CX18B SERIES 2



The Case CX18B series 2 is offered with a variable width undercarriage and extendable dozer blade as standard equipment. Two speed tracking is included and customers can opt for the new three-post canopy, with fixed or suspension seats, of a heated full cab with a suspension seat. The 11.3 kW Mitsubishi engine powers a three pump hydraulic system, using two variable displacement piston pumps and a gear pump for the slew and boom swing functions. The conflux system utilises unused flow from this third pump to assist the two main pumps when needed. Single and dual directional auxiliary hydraulics can be supplied with quick connect fittings on the dipper arm. Short and long dippers sticks are available and the machine can use 300-500 mm buckets from the previous CX16B and CX18B, and the new CX15B series 2.

CX17BzTS



The all new CX17B ZTS provides a zero tailswing design with a reduced counterweight overhang that can be rotated within the width of the tracks, fully ZTS in canopy version or with minimal overhang in cab version for cab protection. Available with a choice of rubber or steel undercarriage, the CX17B ZTS combines the benefits of zero tailswing and variable width tracks to access the most confined job sites. Two-speed tracking is standard and the machine is available with the three-post canopy or the heated glazed cab. Both options have a suspension seat as standard. The CX17B ZTS benefits from the same Mitsubishi engine and three pump operating system as the CX18B series 2, with two variable displacement piston pumps and a single gear pump to provide a boost of power when needed. A choice of long or short dipper arms is available and the machine can be ordered with single or dual directional auxiliary hydraulics and dipper mounted quick connects.

OPERATOR'S CAB

A redesigned fully glazed cab is available on the CX15B series 2 two-speed tracking model and on all CX17B ZTS and CX18B series 2 models. With a heater and suspension seat, the cab offers tilt adjustable arm rests, a glazed roof section for improved visibility when loading and a windshield that can be easily stowed in the roof of the cab. The lower front window can be stored behind the driver's seat and there is a larger window in the door to further enhance visibility. Reduced width cab pillars also add to the improved view to all sides of the machine. Ergonomic servo levers, with a two-speed tracking control under the thumb of the tracking lever provide the operator with easy to reach, intuitive control of the machine. The swing control and auxiliary control are both protected by a footrest lock to prevent unexpected use, improving safety and reducing the risk of damage to the machine. Low internal noise levels and plenty of head, arm and leg room provide a class-leading operator environment. For the full safety of the operator, all cabs and 3 post canopies are equipped with TOPS (tipping over protection system) and FOPS (falling object protection system) level 1, plus a safety lap belt.

CX18B Series 2 Cabin.

Here below: the CX15B Series 2 Canopy operator's standard seat (suspension seat option is available on 2 speed versions).



ENGINE



The new 11.3 kW Mitsubishi engine provides plenty of power for the series 2 machines. Centralised access, with all service points easily reached from beneath the engine canopy, reduces maintenance time and cuts service costs. The battery can be accessed from beneath the bonnet when necessary, further reducing downtime. All liquid checks can be carried out from ground level for maximum operator safety and rapid start-up each day.

HYDRAULICS



Highly efficient hydraulic systems, with two variable displacement pumps on all three machines and an additional gear pump on the CX17B ZTS and CX18B series 2, provide maximum flow and pressure when the operator needs it. The hydraulic valves are easily reached for maintenance work, thanks to removable lightweight Tellene shock proof side panels. The electrical fuses can be found in a clean area beneath the operator's seat, and on the CX17B ZTS and CX18B series 2 machines the switch between the dozer blade operation and blade extension is conveniently located under the seat within easy reach, further reducing downtime and boosting productivity.

UNDERCARRIAGE



The CX17B ZTS and CX18B series 2 are both provided with variable undercarriage width, to allow the machine to access confined working areas but also to provide maximum stability when digging and loading. There is an extending blade on the CX17B ZTS and CX18B series 2 machines to match the variable track width. This blade uses a locking system to prevent damage or loss of parts when the tracks are retracted. The CX15B series 2 comes as standard with a fixed undercarriage and rubber tracks. Track tensioning is easily carried out with a standard grease gun, minimising downtime and maximising productivity.







SPECIFICATIONS CX15B SERIES 2

WEIGHTS

Machine Mass (Canopy) Max _____ 1480 kg
Machine Mass (Cab) Max _____ 1700 kg

ENGINE

Engine Maker/Mode _____ Mitsubishi/L3E
Rated Power _____ 11.3 kW/15 hp
Rated Speed _____ 2100 rpm
Cyl. - Stroke Volume _____ 3 - 952 cm³
Max. Torque _____ 53.5 N·m @ 1800 rpm
Fuel Consumption Rate (E/G) _____ 270 g/kW.h
Fuel Consumption (Digging) _____ 2.6 l/h
Allowable Ambient Temperature _____ -15/45 °C

HYDRAULICS

Set Pressure (Att) _____ 20.6 MPa
Set Pressure (Travel) _____ 20.6 MPa
Set Pressure (Swing) _____ 14.5 MPa
Rated Flow (Att, Travel) @2100 Rpm _____ 15.5 l/min
Rated Flow (Swing) @ 2100Rpm _____ 15.5 l/min

ELECTRICAL SYSTEM

Voltage _____ 12 V
Alternator Capacity _____ 40 A
Starter Motor _____ 1,7 kW
Battery _____ 1x40 Ah

DIMENSIONS

Min. Swing Diameter _____ 3050 mm
Min. Swing 90° diameter _____ 2590 mm
Track Gauge _____ 760 mm
Crawler Base _____ 1215 mm
Ground Clearance Of Undercarriage _____ 175 mm
Bucket Capacity (Std) Sae _____ 0.042 m³
Outside Width Of Bucket (Std) _____ 400 mm

UNDERCARRIAGE

Num. Of Sprocket Teeth _____ 19
Num. Of Roller (Upp/Low) _____ plate/3
Travel Speed (1St/2Nd Speed) _____ 2/3.5 km/h
Gradability _____ 58%

PERFORMANCE

Lifting Capacity (Front Direction) _____ 3.1 kNxm
Bucket Digging Force (Iso) _____ 13.3 kN
Arm Digging Force (Jis Iso) _____ 7.4 kN
Outside Width Of Bucket (Std) _____ 400 mm
Lifting Capacity (Back Direction) _____ 2.9 kNxm
Lifting Capacity (Side Direction) _____ 1.9 kNxm
Boom Speed (Up) _____ 2.2 s
Boom Speed (Down) _____ 3.2 s
Arm Speed (Crowding) _____ 4.1 s
Arm Speed (Pushing) _____ 2.9 s
Bucket (Digging) _____ 2.7 s
Bucket (Dumping) _____ 1.9 s
Boom Swing (Left) _____ 4.5 s
Boom Swing (Right) _____ 4.5 s
Dozer (Up) _____ 1.1 s
Dozer (Down) _____ 1.7 s
Steady State Swing Speed _____ 9.5 min⁻¹
Swing Gradability Deg _____ 20°
Max. Tractive Force (Sae Cal.) _____ 18.3 kN
Ground Pressure Cab/Canopy _____ 30/25 kPa
Productivity _____ 18 m³/h

CAPACITIES

Fuel Tank Capacity _____ 19.5 l
Coolant Capacity _____ 3.5 l
Engine Oil Capacity _____ 3 l
Hydraulic Oil (Standard Level) _____ 8.8 l
Hydraulic Oil (Tank Capacity) _____ 12.3 l

NOISE

Acoustic Power Level _____ 93 dB
Noise At Ear _____ 74 dB

BUCKETS

DIRECT FIT BUCKET OR SPECIFIC BUCKETS FOR KLAC QUICK COUPLER*

mm	250*	300	350	400	450	500	600*	700*
----	------	-----	-----	-----	-----	-----	------	------

DITCH CLEANING

mm	800*	1000*
----	------	-------

*available through Case parts system only (non factory).

HAMMERS

CB18S

bpm	1300/2500
-----	-----------

CB32

bpm	740/2400
-----	----------

CB32P

bpm	750/2400
-----	----------

CB32S

bpm	750/2400
-----	----------

SPIKES

Standard chisel _____ (L480)
Long chisel _____ (L560)
Standardmoil point _____ (L480)
Longmoil point _____ (L560)

Parallel spade _____ (L480)
Traverse Spade
Compacting plate

AUGERS

Length 1200 mm

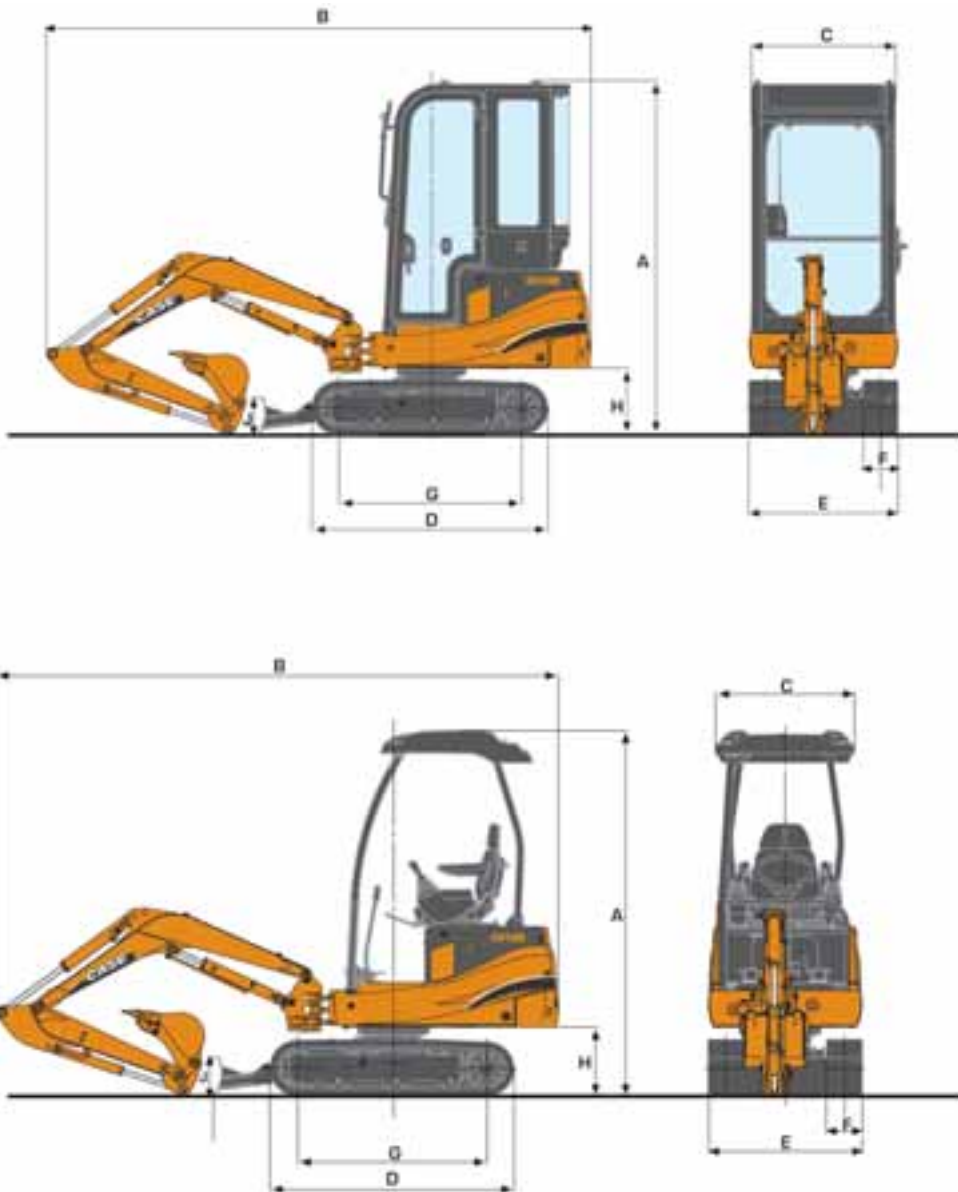
Diameter	mm	100	150	200	230	250	300
----------	----	-----	-----	-----	-----	-----	-----

Extensions

mm	300	450	600	1220	1830
----	-----	-----	-----	------	------

GENERAL DIMENSIONS

CX15B SERIES 2

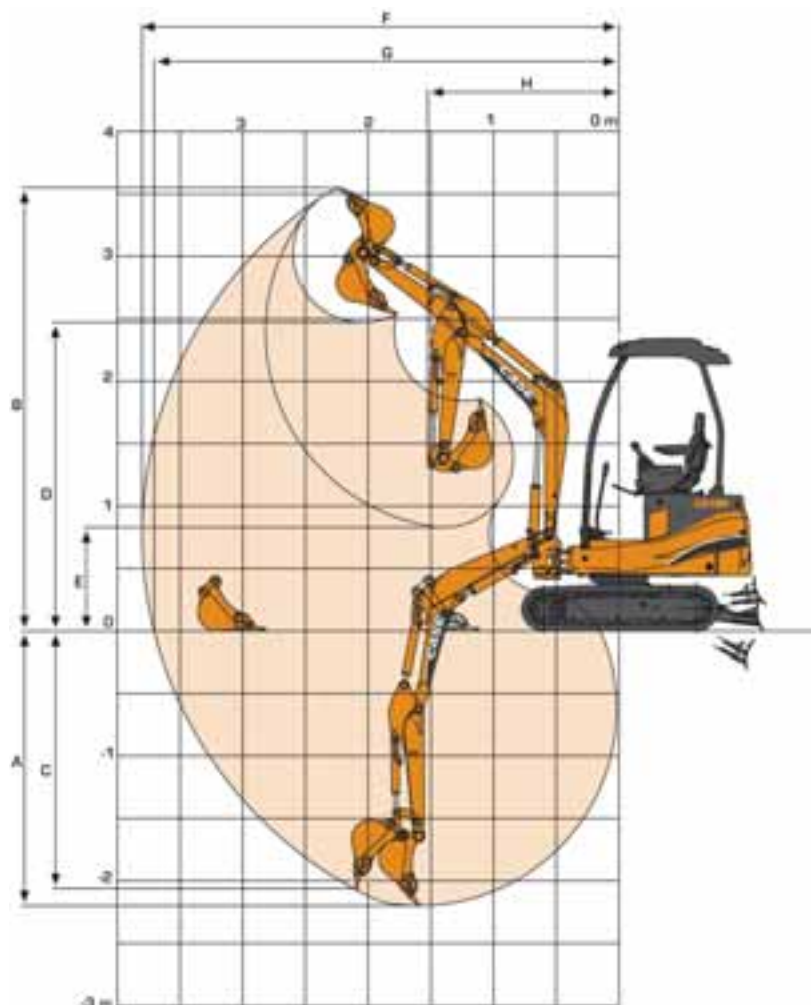


		CX15B Cab		CX15B Canopy	
		1.02	1.22	1.02	1.22
DIPPER LENGTH					
A Overall height	m	2.35	2.35	2.34	2.34
B Overall length	m	3.60	3.62	3.60	3.62
C Width of upperstructure	m	0.99	0.99	0.99	0.99
D Track overall length	m	1.56	1.56	1.56	1.56
E Track overall width	m	0.99	0.99	0.99	0.99
F Track shoe width	m	0.23	0.23	0.23	0.23
G Center to center (idler to sprocket)	m	1.21	1.21	1.21	1.21
H Upperstructure ground clearance	m	0.44	0.44	0.44	0.44
J Backfill blade height	m	0.24	0.24	0.24	0.24
Working weight	kg	1700	1700	1480	1480
Ground pressure	kPa	30	30	25	25
Tail swing radius	m	1.06	1.06	1.06	1.06
Swing angle					
- right		45°	45°	45°	45°
- left		80°	80°	80°	80°

PERFORMANCE DATA

CX15B SERIES 2

WITH 1.75 m STANDARD MONOBOOM



DIPPER LENGTH

		1.02	1.22	
A	Maximum digging depth	mm	2200	2400
B	Maximum height of cutting edge	mm	3550	3675
C	Maximum vertical digging depth	mm	2060	2260
D	Maximum dumping height	mm	2470	2595
E	Minimum dumping height	mm	830	630
F	Maximum cutting radius	mm	3800	3990
G	Maximum digging radius at ground level	mm	3705	3900
H	Minimum swing radius of attachment	mm	1525	1555
	Arm digging force	kN	8.4	7.4
	Bucket digging force	kN	13.3	13.3

Values are identical for Cab or canopy versions

CX15B

LIFTING CAPACITY

CX15B Series 2 - WITH 1.75 m STANDARD MONOBOOM

Values are expressed in kg

Front 360°	REACH							m
	0.5 m	1.0 m	1.5 m	2.0 m	2.5 m	3.0 m	At max reach	

1.02 m dipper, CAB, DOZER DOWN, rubber shoes and bucket of 400 mm

2.5 m									250	250					
2.0 m									250	250					
1.5 m							330	330	280	270	260	200			
1.0 m							426	367	326	263	275	198	260	175	3.237
0.5 m							503	351	364	254	290	194			
0 m				825	523		531	343	381	249	290	191			
-0.5 m			750	750	750	520	508	341	365	247					
-1.0 m			1020	1020	620	530	428	344	289	251					
-1.5 m					374	374									
-2.0 m															
-2.5 m															

1.20 m dipper, CAB, DOZER DOWN, rubber shoes and bucket of 400 mm

2.5 m									210	210					
2.0 m									220	220	220	200			
1.5 m									250	250	230	200			
1.0 m					583	571	379	370	297	263	255	196	232	156	3.428
0.5 m					785	532	471	351	343	253	276	191			
0 m					832	517	519	339	371	245	287	187			
-0.5 m			650	650	790	515	517	335	370	242	273	185			
-1.0 m			1010	1010	690	520	462	336	326	243					
-1.5 m			830	830	492	492	328	328							
-2.0 m															
-2.5 m															

The above values are in compliance with norm SAE J/ISO 10567.

They do not exceed 87% of the hydraulic lift capacity [*if indicated] or 75 % of tipping load", with an 80 kg operator in seat .

Series 2

LIFTING CAPACITY

CX15B Series 2 - WITH 1.75 m STANDARD MONOBOOM

Values are expressed in kg

Front 360°	REACH							m
	0.5 m	1.0 m	1.5 m	2.0 m	2.5 m	3.0 m	At max reach	

1.02 m dipper, CANOPY, DOZER DOWN, rubber shoes and bucket of 400 mm

2.5 m								250	240					
2.0 m								250	240					
1.5 m						330	330	280	240	260	170			
1.0 m						426	319	326	227	275	169	260	148	3.237
0.5 m						503	304	364	218	290	165			
0 m				825	453	531	295	381	213	290	162			
-0.5 m			750	750	750	460	508	293	365	211				
-1.0 m			1020	930	620	460	428	297	289	215				
-1.5 m					374	374								
-2.0 m														
-2.5 m														

1.20 m dipper, CANOPY, DOZER DOWN, rubber shoes and bucket of 400 mm

2.5 m								210	210						
2.0 m								220	220	220	180				
1.5 m								250	240	230	170				
1.0 m					583	501	379	322	297	227	255	167	232	131	3.428
0.5 m					785	462	471	304	343	217	276	162			
0 m					832	447	519	292	371	209	287	158			
-0.5 m			650	650	790	445	517	287	370	206	273	156			
-1.0 m			1010	910	690	450	462	289	326	207					
-1.5 m			830	830	492	462	328	297							
-2.0 m															
-2.5 m															

The above values are in compliance with norm SAE J/ISO 10567.

They do not exceed 87% of the hydraulic lift capacity [*if indicated] or 75 % of tipping load", with an 80 kg operator in seat .



SPECIFICATIONS CX17B ZTS

ENGINE

Model _____ Mitsubishi L3E-W231KBS
 Cylinders _____ 3
 Bore/Stroke _____ 76 x 70 mm
 Displacement _____ 952 cc
 Fuel injection _____ Direct
 Fuel injection pump _____ Mechanical
 Fuel _____ Diesel
 Fuel filter _____ Full flow
 Cooling _____ Liquid
 Horsepower per ISO 9249 _____ 11.3 kW/ 15 hp @ 2200 rpm
 Maximum torque _____ 53.5 Nm @ 1800 rpm

HYDRAULIC SYSTEM

Pumps (2) _____ Variable displacement piston pump
Capacity
 maximum _____ 2 x 16.3 l/min

System relief pressure

Standard _____ 21.6 MPa

Pilot control hydraulic system

Pump (1) _____ Gear pump
 Maximum capacity _____ 6 l/min
 Relief pressure _____ 3.5 MPa

Control valves

9 function multiple control valve. Pump 1 for right travel and bucket function. Pump 2 for left travel, house swing, and arm function. Pump 3 for boom center swing. Pump 4 for pilot valve

Swing

Motor (1) _____ Fixed displacement axial piston design
 Speed _____ 0-8.6 rpm
 Tail swing radius _____ 660 mm
 Tail swing overhang (in canopy version) _____ 0 mm
 Tail swing overhang (in cab version) _____ 95 mm

Travel

Motor (2) _____ Two-speed axial piston design
 Final drive _____ Planetary gear reduction

Travel Speeds

Forward/Reverse
 Low _____ 2.0 km/h
 High _____ 4.0 km/h

ELECTRICAL SYSTEM

Voltage _____ 12 V
 Alternator _____ 20 Amp
 Batteries (1) 40 V _____ Heavy-duty

DIMENSIONS

Track Gauge (closed) _____ 990 mm
 Track Gauge (opened) _____ 1320 mm

UNDERCARRIAGE

Number of rollers

Top, each track _____ 0
 Bottom, each track _____ 3
 Gradability _____ 58% (30°)

CIRCUIT AND COMPONENT CAPACITIES

Hydraulic tank

Refill capacity _____ 9 l
 Total system _____ 15 l
 Engine
 w/filter change _____ 3.5 l
 Fuel _____ 22 l
 Radiator _____ 3.7 l

OPERATING WEIGHT

Canopy version

With 75 kg operator, 30 kg bucket, full fuel and standard equipment, 0,98 dipper _____ 1620 kg
 Ground pressure _____ 27.5 kPa

Cab version

With 75 kg operator, 30 kg bucket, full fuel and standard equipment, 0,98 dipper in cab version _____ 1730 kg
 Ground pressure _____ 28.8 kPa

BUCKETS

DIRECT FIT BUCKET OR SPECIFIC BUCKETS FOR KLAC QUICK COUPLER*

mm	250*	300	350	400	450	500	600*	700*
----	------	-----	-----	-----	-----	-----	------	------

DITCH CLEANING

mm	800*	1000*
----	------	-------

*available through Case parts system only (non factory).

HAMMERS

CB18S

bpm 1300/2500

CB32

bpm 740/2400

CB32P

bpm 750/2400

CB32S

bpm 750/2400

SPIKES

Standard chisel _____ (L480)
 Long chisel _____ (L560)
 Standard moil point _____ (L480)
 Long moil point _____ (L560)

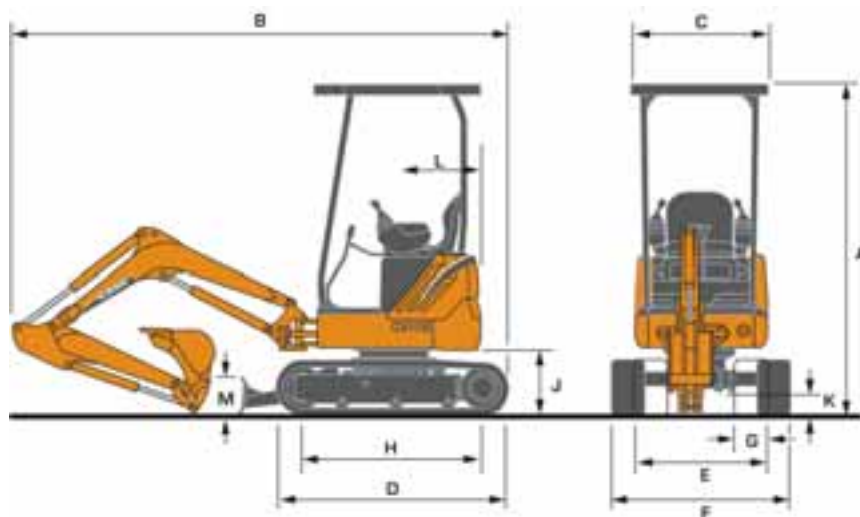
Parallel spade _____ (L480)
 Traverse Spade _____
 Compacting plate _____

CX17B

GENERAL DIMENSIONS

CX17B ZTS

WITH 1.75 m STANDARD MONOBOOM



DIPPER LENGTH

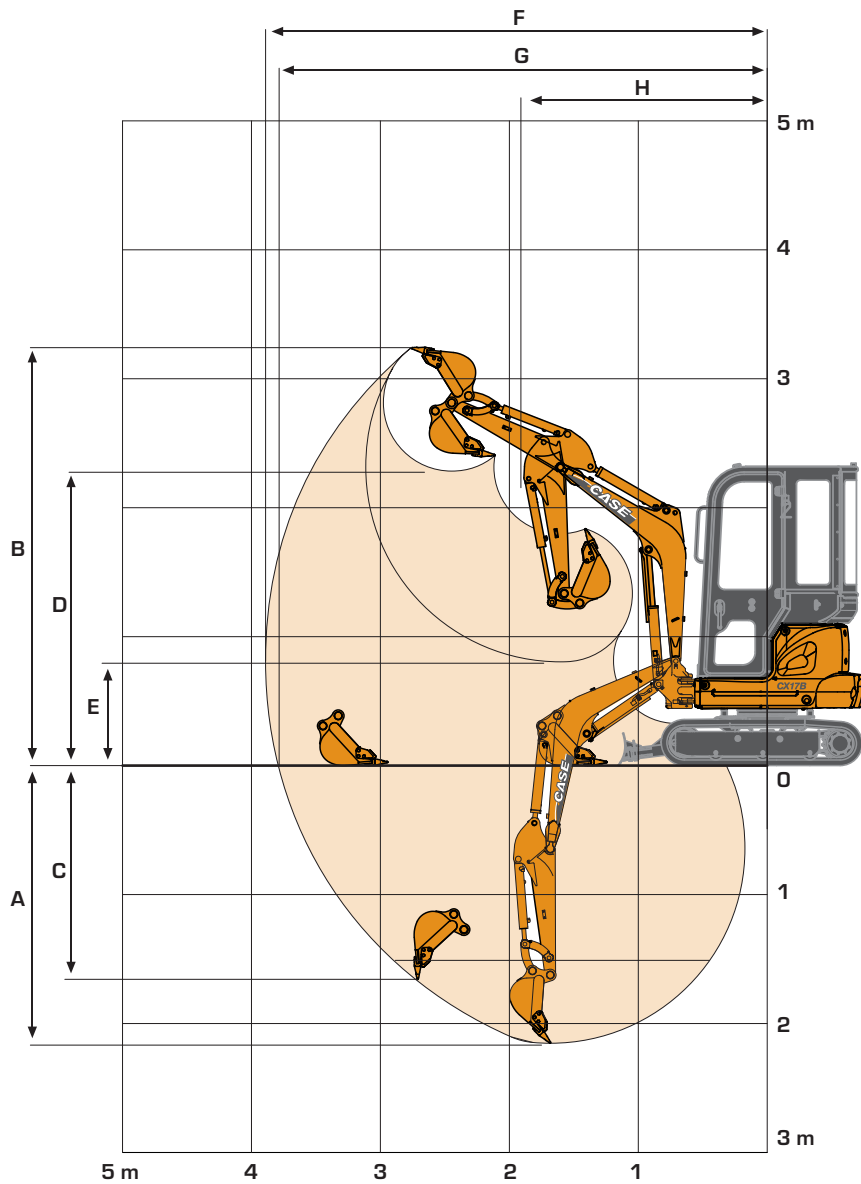
0.98 **1.20**

		0.98	1.20
A Overall height	m	2.35	2.35
B Overall length	m	3.42	3.42
C Width of upperstructure	m	0.99	0.99
D Track overall length	m	1.56	1.56
E Track overall width w/230 mm shoes - retracted	m	0.99	0.99
F Track overall width w/230 mm shoes - expanded	m	1.32	1.32
G Track shoe width 230 mm	mm	230	230
H Center to center (idler to sprocket)	m	1.21	1.21
J Upperstructure ground clearance	mm	445	445
K Minimum ground clearance	mm	175	175
L Tail swing radius - Canopy version	mm	660	660
Tail swing radius - Cab version	mm	755	755
M Backfill blade height	mm	250	250
Working weight - Canopy version	kg	1620	1620
Working weight - Cab version	kg	1730	1730
Ground pressure	kPa	27.5	27.8
Tail swing overhang - Canopy version	mm	0	0
Tail swing overhang - Cab version	mm	95	95
Swing angle - right		55°	55°
- left		42°	42°

PERFORMANCE DATA

CX17B ZTS

WITH 1.75 m STANDARD MONOBOOM



DIPPER LENGTH

0.98

1.20

	mm	0.98	1.20
A Maximum digging depth	mm	2150	2370
B Maximum height of cutting edge	mm	3240/3680*	3410/3880*
C Maximum vertical digging depth	mm	1660	1920
D Maximum dumping height	mm	2280/2650*	2440/2850*
E Minimum dumping height	mm	800	590
F Maximum cutting radius	mm	3890	4120
G Maximum digging radius at ground level	mm	3790	4020
H Minimum swing radius of attachment	mm	1890	1920
Arm digging force	kN	10.0	8.7
Bucket digging force	kN	15.2	15.2

* For Canopy version

CX17B

LIFTING CAPACITY

CX17B ZTS - WITH 1.75 m STANDARD MONOBOOM

Values are expressed in kg

Front 360°	REACH									
	0.8 m		1.5 m		2.3 m		3.0 m		At max reach	

0.98 m dipper, CANOPY, DOZER DOWN, 230 mm shoes and bucket of 0.044 m³. Crawler max width

3.0 m									340*	340*	2.14
2.3 m					310*	310*			320*	220	2.91
1.5 m					390*	330*	330	200	320*	170	3.27
0.8 m			730*	560*	540*	300	370*	190	340*	150	3.36
0 m			950*	540	610*	280	390*	180	350*	160	3.24
-0.8 m	1040*	1040*	970*	550	550*	280			370*	190	2.85
-1.5 m			500*	500*					340*	340*	1.98

0.98 m dipper, CANOPY EXTRA-COUNTERWEIGHT (80 kg), DOZER DOWN, 230 mm shoes and bucket of 0.044 m³. Crawler max width

3.0 m									340*	340*	2.14
2.3 m					310*	310*			320*	250	2.91
1.5 m					390*	370*	330	230	320*	190	3.27
0.8 m			730*	640*	540*	340	370*	210	340*	180	3.36
0 m			950*	620	610*	320	390*	210	350*	190	3.24
-0.8 m	1040*	1040*	970*	630	550*	320			370*	230	2.85
-1.5 m			500*	500*					340*	340*	1.98

1.20 m dipper, CANOPY, DOZER DOWN, 230 mm shoes and bucket of 0.044 m³. Crawler max width

3.0 m									290*	280	2.54
2.3 m							280*	200	280*	180	3.20
1.5 m					330*	330*	300*	190	280*	140	3.51
0.8 m			1030*	580	480*	300	350*	180	290*	130	3.60
0 m	460*	460*	880*	530	590*	270	380*	170	310*	130	3.48
-0.8 m	830*	830*	1060*	530	560*	260	350*	170	320*	160*	3.13
-1.5 m	1300*	1300*	680*	550	360*	280			320*	250	2.42

1.20 m dipper, CANOPY EXTRA-COUNTERWEIGHT (80 kg), DOZER DOWN, 230 mm shoes and bucket of 0.044 m³. Crawler max width

3.0 m									290*	280	2.54
2.3 m							280*	230	280*	210	3.20
1.5 m					330*	330*	300*	220	280*	170	3.51
0.8 m			1030*	650	480*	340	350*	210	290*	150	3.60
0 m	460*	460*	880*	610	590*	310	380*	200	310*	160	3.48
-0.8 m	830*	830*	1060*	610	560*	310	350*	200	320*	190*	3.13
-1.5 m	1300*	1300*	680*	630	360*	320			320*	290	2.42



The above values are in compliance with norm SAE J/ISO 10567.

They do not exceed 87% of the hydraulic lift capacity (*if indicated) or 75 % of tipping load", with an 80 kg operator in seat .

LIFTING CAPACITY

CX17B ZTS - WITH 1.75 m STANDARD MONOBOOM

Values are expressed in kg

 Front  360°	REACH					
	1.0 m	1.5 m	2.0 m	2.5 m	3.0 m	3.5 m

0.98 m dipper, CAB, DOZER DOWN, 230 mm shoes and bucket of 0.044 m³ Crawler max width

2.0 m									320*	230*		
1.5 m							370*	310	340*	230		
1.0 m			1050*	670	600*	420	440*	300	370*	220		
0.5 m			650*	630	720*	400	500*	280	390*	210		
0 m	600*	600*	910*	630	750*	390	530*	270	400*	210		
-0.5 m	930*	930*	1090*	630	710*	380	510*	270	370*	210		
-1.0 m	1290*	1290*	880*	640	600*	390	420*	270				
-1.5 m			530*	530*	360*	360*						

1.20 m dipper, CAB, DOZER DOWN, 230 mm shoes and bucket of 0.044 m³. Crawler max width

2.5 m									280*	230		
2.0 m									280*	230		
1.5 m									300*	220	290*	170
1.0 m			860*	700	520*	430	400*	290	330*	210	300*	160
0.5 m			770*	630	660*	400	470*	280	370*	210	310*	160
0 m	470*	470*	840*	610	730*	380	510*	270	390*	200		
-0.5 m	740*	740*	1120*	610	730*	370	510*	260	380*	190		
-1.0 m	1060*	1060*	990*	620	650*	370	460*	260				
-1.5 m	1400*	1400*	710*	630	480*	380						

The above values are in compliance with norm SAE J/ISO 10567.

They do not exceed 87% of the hydraulic lift capacity (*if indicated) or 75 % of tipping load", with an 80 kg operator in seat .



SPECIFICATIONS CX18B SERIES 2

WEIGHTS

Machine Mass (Canopy) Max _____ 1560 kg
Machine Mass (Cab) Max _____ 1780 kg

ENGINE

Engine Maker/Model _____ Mitsubishi/L3E
Rated Power _____ 11.3 kW/15 hp
Rated Speed _____ 2100 rpm
Cyl. - Stroke Volume _____ 3 - 952 cm³
Max. Torque _____ 53.5 N-m @ 1800 rpm
Allowable Ambient Temperature _____ -15/45 °C
Fuel Consumption Rate (E/G) _____ 270 g/kWh
Fuel Consumption (Digging) _____ 2.6 l/h

HYDRAULICS

Set Pressure (Att) _____ 21.6 MPa
Set Pressure (Travel) _____ 21.6 MPa
Set Pressure (Swing) _____ 14 MPa
Rated Flow (Att, Travel) @ 2100 Rpm _____ 15.5 l/min
Rated Flow (Swing) @ 2100 Rpm _____ 10.9 l/min

ELECTRICAL SYSTEM

Voltage _____ 12 V
Alternator Capacity _____ 40 A
Starter Motor _____ 1,7 kW
Battery _____ 1x40 Ah

DIMENSIONS

Bucket Capacity (Std) Sae _____ 0.042 m³
Outside Width Of Bucket (Std) _____ 400 mm
Min. Swing Diameter _____ 3050 mm
Min. Swing 90° diameter _____ 2590 mm
Track Gauge (closed) _____ 760 mm
Track Gauge (opened) _____ 1100 mm
Crawler Base _____ 1215 mm
Ground Clearance Of Undercarriage _____ 175 mm

UNDERCARRIAGE

Num. Of Sprocket Teeth _____ 19
Num. Of Roller (Upp/Low) _____ plate/3
Gradability _____ 58%
Travel Speed (1St/2Nd Speed) _____ 2/3.5 km/h

PERFORMANCE

Bucket Digging Force (Iso) _____ 14 kN
Arm Digging Force (Jis Iso) _____ 7.8 kN
Outside Width Of Bucket (Std) _____ 400 mm
Lifting Capacity (Front Direction) _____ 3.3 kNxm
Lifting Capacity (Back Direction) _____ 3.3 kNxm
Lifting Capacity (Side Direction) _____ 3.2 kNxm
Boom Speed (Up) _____ 2.2 s
Boom Speed (Down) _____ 2.1 s
Arm Speed (Crowding) _____ 2.6 s
Arm Speed (Pushing) _____ 2.4 s
Bucket (Digging) _____ 2.9 s
Bucket (Dumping) _____ 2 s
Boom Swing (Left) _____ 4.7 s
Boom Swing (Right) _____ 4.7 s
Dozer (Up) _____ 1.5 s
Dozer (Down) _____ 2 s
Productivity _____ 20 m³/h
Ground Pressure Cab/Canopy _____ 31/27 kPa
Steady State Swing Speed _____ 9 rpm
Swing Gradability Deg _____ 20°
Max. Tractive Force (Sae Cal.) _____ 19.2 kN

CAPACITIES

Fuel Tank Capacity _____ 19.5 l
Coolant Capacity _____ 3.5 l
Engine Oil Capacity _____ 3 l
Hydraulic Oil (Standard Level) _____ 8.8 l
Hydraulic Oil (Tank Capacity) _____ 12.3 l

NOISE

Acoustic Power Level _____ 93 dB
Noise At Ear _____ 74 dB

BUCKETS

DIRECT FIT BUCKET OR SPECIFIC BUCKETS FOR KLAC QUICK COUPLER*

mm	250*	300	350	400	450	500	600*	700*
----	------	-----	-----	-----	-----	-----	------	------

DITCH CLEANING

mm	800*	1000*
----	------	-------

*available through Case parts system only (non factory).

HAMMERS

CB18S

bpm 1300/2500

CB32

bpm 740/2400

CB32P

bpm 750/2400

CB32S

bpm 750/2400

SPIKES

Standard chisel _____ (L480)
Long chisel _____ (L560)
Standardmoil point _____ (L480)
Longmoil point _____ (L560)

Parallel spade _____ (L480)
Traverse Spade _____
Compacting plate _____

AUGERS

Length 1200 mm

Diameter	mm	100	150	200	230	250	300
----------	----	-----	-----	-----	-----	-----	-----

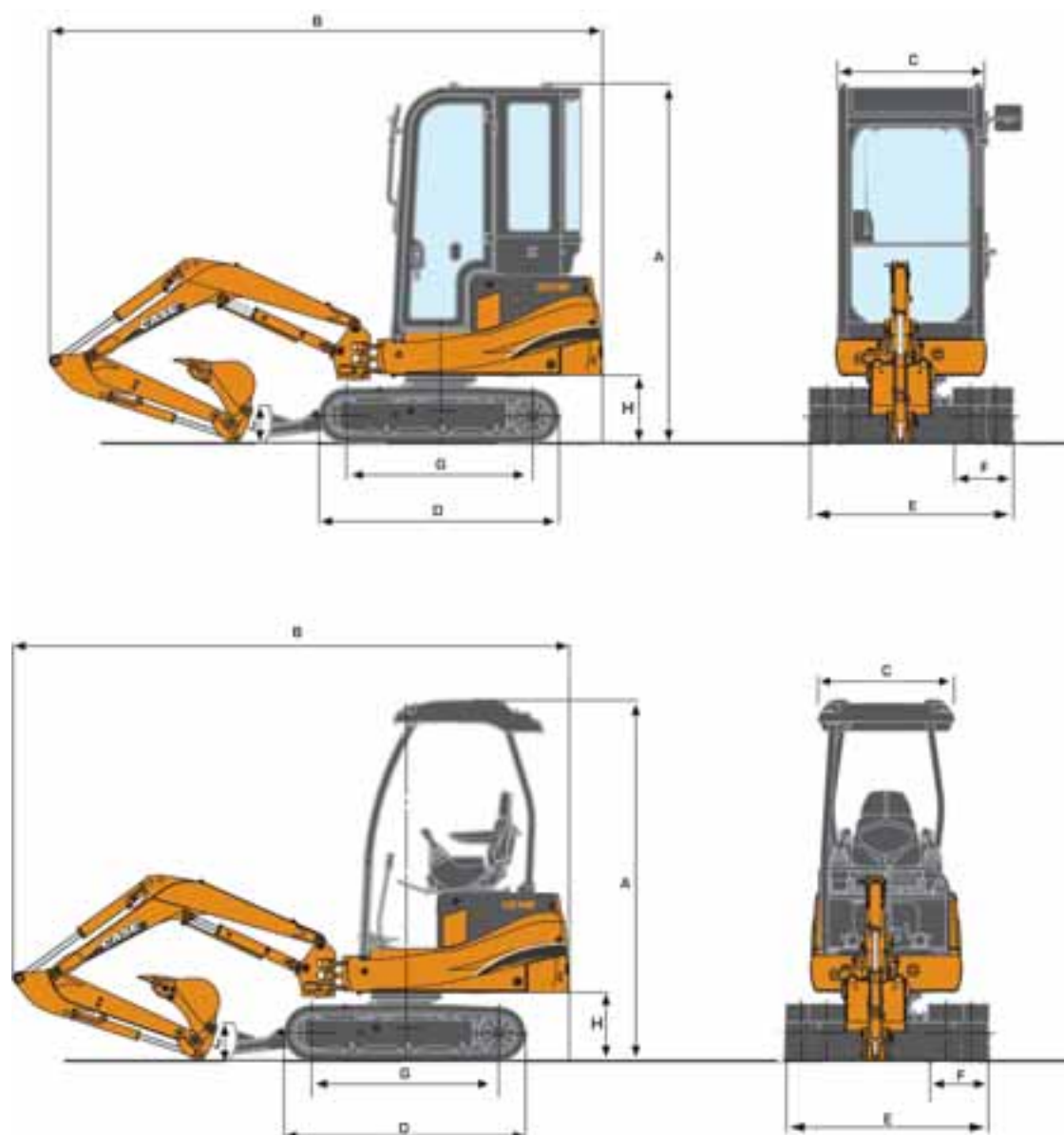
Extensions

mm	300	450	600	1220	1830
----	-----	-----	-----	------	------

GENERAL DIMENSIONS

CX18B SERIES 2

WITH 1.75 m STANDARD MONOBOOM

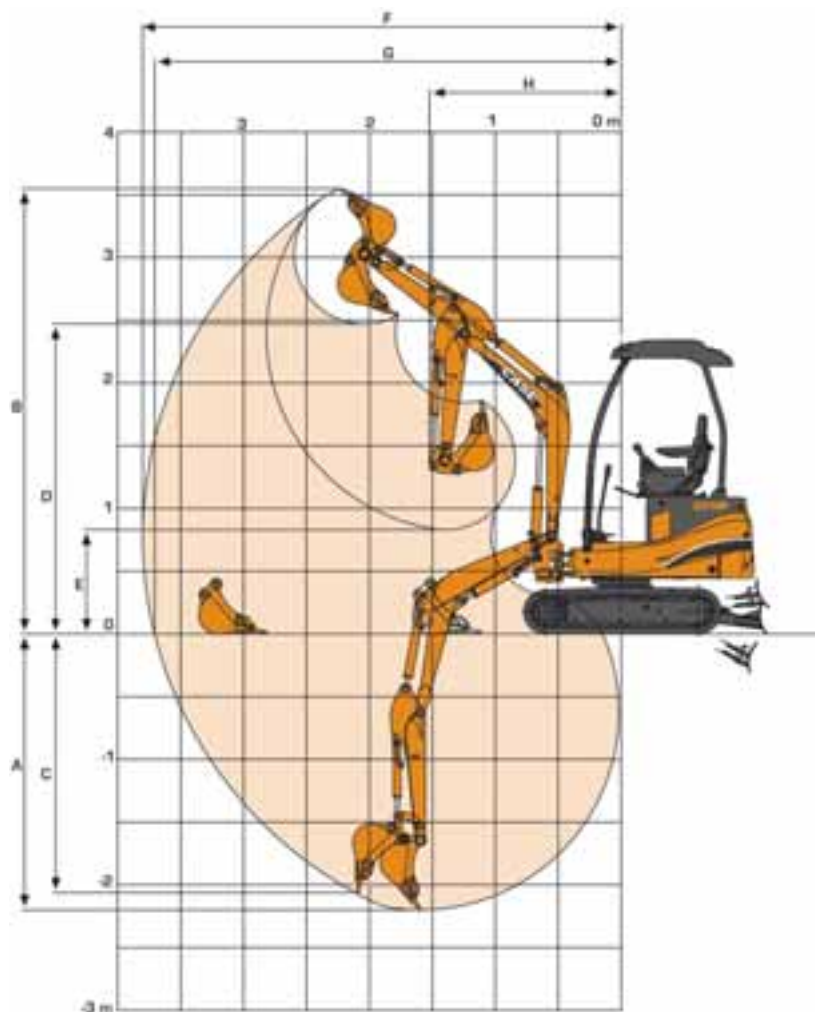


		CX18B Cab		CX18B Canopy		
		1.02	1.22	1.02	1.22	
DIPPER LENGTH						
A	Overall height	m	2.35	2.35	2.34	2.34
B	Overall length	m	3.60	3.62	3.60	3.62
C	Width of upperstructure	m	0.99	0.99	0.99	0.99
D	Track overall length	m	1.56	1.56	1.56	1.56
E	Track overall width	m	0.99/1.33	0.99/1.33	0.99/1.33	0.99/1.33
F	Track shoe width	m	0.23	0.23	0.23	0.23
G	Center to center [idler to sprocket]	m	1.21	1.21	1.21	1.21
H	Upperstructure ground clearance	m	0.44	0.44	0.44	0.44
J	Backfill blade height	m	0.24	0.24	0.24	0.24
	Working weight	kg	1780	1780	1560	1560
	Ground pressure	kPa	30	30	25	25
	Tail swing radius	m	1.06	1.06	1.06	1.06
	Swing angle - right		45°	45°	45°	45°
	- left		80°	80°	80°	80°

PERFORMANCE DATA

CX18B SERIES 2

WITH 1.75 m STANDARD MONOBOOM



DIPPER LENGTH

1.02

1.22

A Maximum digging depth	mm	2200	2400
B Maximum height of cutting edge	mm	3550	3680
C Maximum vertical digging depth	mm	2060	2260
D Maximum dumping height	mm	2470	2600
E Minimum dumping height	mm	830	630
F Maximum cutting radius	mm	3800	4000
G Maximum digging radius at ground level	mm	3705	3900
H Minimum swing radius of attachment	mm	1525	1556
Arm digging force	kN	8.7	7.8
Bucket digging force	kN	14	14

Values are identical for Cab or canopy versions

CX18B

LIFTING CAPACITY

CX18B Series 2 - WITH 1.75 m STANDARD MONOBOOM

Values are expressed in kg

Front 360°	REACH							m
	0.5 m	1.0 m	1.5 m	2.0 m	2.5 m	3.0 m	At max reach	

1.02 m dipper, CAB, DOZER DOWN, rubber shoes and bucket of 400 mm

Crawler max width

2.5 m								270	270						
2.0 m								270	270						
1.5 m							350	350	300	300	280	280			
1.0 m							452	452	346	346	293	293	277	277	3.237
0.5 m							533	533	386	386	308	308			
0 m				867	867	563	563	405	403	309	309				
-0.5 m			790	790	800	800	539	539	388	388					
-1.0 m			1086	1086	660	660	455	455	308	308					
-1.5 m					399	399									
-2.0 m															
-2.5 m															

1.20 m dipper, CAB, DOZER DOWN, rubber shoes and bucket of 400 mm

Crawler max width

2.5 m								220	220						
2.0 m								230	230	240	240				
1.5 m								270	270	250	250				
1.0 m					617	617	402	402	316	316	271	271	248	248	3.428
0.5 m					830	830	500	500	365	365	294	294			
0 m					881	881	551	551	394	394	306	305			
-0.5 m			690	690	838	838	548	548	394	394	292	292			
-1.0 m			1058	1058	727	727	491	491	347	347					
-1.5 m			880	880	524	524	351	351							
-2.0 m															
-2.5 m															

The above values are in compliance with norm SAE J/ISO 10567.

They do not exceed 87% of the hydraulic lift capacity [*if indicated] or 75 % of tipping load", with an 80 kg operator in seat .

LIFTING CAPACITY

CX18B Series 2 - WITH 1.75 m STANDARD MONOBOOM

Values are expressed in kg

Front 360°	REACH							m
	0.5 m	1.0 m	1.5 m	2.0 m	2.5 m	3.0 m	At max reach	

1.02 m dipper, CANOPY, DOZER DOWN, rubber shoes and bucket of 400 mm Crawler max width

2.5 m									270	270						
2.0 m									270	270						
1.5 m								350	350	300	300	280	280			
1.0 m								452	452	346	346	293	278	277	246	3.237
0.5 m								533	508	386	361	308	274			
0 m					867	800	563	499	405	355	309	271				
-0.5 m			790	790	800	800	539	496	388	353						
-1.0 m			1090	1090	660	660	455	455	308	308						
-1.5 m					399	399										
-2.0 m																
-2.5 m																

1.20 m dipper, CANOPY, DOZER DOWN, rubber shoes and bucket of 400 mm Crawler max width

2.5 m									220	220					
2.0 m									230	230	240	240			
1.5 m									270	270	250	250			
1.0 m					617	617	402	402	316	316	271	271	248	222	3.43
0.5 m					830	812	500	500	365	360	294	271			
0 m					881	795	551	496	394	352	306	267			
-0.5 m			690	690	838	793	548	491	394	348	292	265			
-1.0 m			1060	1060	727	727	491	491	347	347					
-1.5 m			880	880	524	524	351	351							
-2.0 m															
-2.5 m															

The above values are in compliance with norm SAE J/ISO 10567.

They do not exceed 87% of the hydraulic lift capacity (*if indicated) or 75 % of tipping load", with an 80 kg operator in seat .



CX17B^{ZTS} CX15B-CX18B Series 2

STANDARD EQUIPMENT & OPTIONS

STANDARD EQUIPMENT

- Mitsubishi 11,3 kW engine
- Hand and foot controlled travel arm
- Fixed seat with tiltable arm rests and Case logo
- 3 post canopy or cab with heater
- One (cab) or 2 (canopy) red safety access levers

STANDARD "CX15B Series 2 - 1 speed "

- 1 speed
 - 2 pump variable flow hydraulics with conflux
 - 3 post canopy
 - Fixed seat with tiltable arm rests and Case logo
 - Rubber tracks
- OPTION: auxiliary hydraulic circuit

STANDARD "CX15B Series 2 - 2 speed "

- 2 speed
 - 2 pump variable flow hydraulics with conflux
 - 3 post canopy with Fixed vinyl seat with tiltable arm rests or Suspension vinyl seat with adjustable arm rests or Cab (with heater and suspension cloth seat)
 - Rubber tracks
- OPTION: auxiliary hydraulic circuit

STANDARD "CX18B Series 2"

- Variable hydraulic tracks with expandable blade
- 2 speed
- 3 pump hydraulics (2 variable + 1 gear pump) with conflux
- 3 post canopy with fixed vinyl seat with tiltable arm rests or Suspension vinyl seat with adjustable arm rests or Cab (with heater and suspension cloth seat)
- Rubber tracks
- Optional auxiliary hydraulic circuit

STANDARD "CX17B - zts"

- Variable hydraulic tracks
- Zero tail swing
- 2 speed
- 3 pump hydraulics (2 variable + 1 gear pump) with conflux
- 3 post canopy with suspension vinyl seat or Cab (with heater and suspension cloth seat)
- Rubber or steel tracks
- Auxiliary hydraulic circuit

Standard and optional equipment shown can vary by country.



CNH INTERNATIONAL SA
Riva Paradiso, 14
6902 Paradiso
SWITZERLAND

NOTE: Standard and optional fittings can vary according to the demands and specific regulations of each country. The illustrations may include optional rather than standard fittings - consult your Case dealer. Furthermore, CNH reserves the right to modify machine specifications without incurring any obligation relating to such changes.



Conforms to directive 98/37/CE

www.casece.com

CASE
CONSTRUCTION