

CASE
CONSTRUCTION



CXB HYDRAULIC EXCAVATORS

CX470B



CXB HYDRAULIC EXCAVATORS

CX470B

A dedicated model for mass excavation which provides outstanding breakout force performance. With a special heavy duty attachment and optimized kinematics the 470B ME works with a bucket 60% larger than the standard 470B. This makes the 470B ME the ideal combination when loading trucks combining industry leading speed, productivity and efficiency. As an alternative to the LC chassis a retractable undercarriage is available for easy transportation to your jobsite.

Powerful performer

High pressure common rail fuel injection, exhaust gas recirculation (EGR) and superior electronic control result in Tier III emissions levels with increased power and up to 20 per cent lower fuel consumption than competitive machines. Advanced hydraulic control with Superpower mode offers significant fuel savings and increased productivity. Power and speed is perfectly matched to every application. First class digging forces, rapid slew speeds and high swing torque ensure faster cycle times and increased profitability for the customer. Clean power. Efficient control.



Heavy Duty

Sturdy boom construction with cast boom foot and heavy duty thickness of steel ensures strong performance and long operating life. Special mass excavation attachment available with additional strength and reinforced components. Optional auxiliary hydraulic system has up to 10 presets pressures and flows for breaker line and multipurpose lines, to reduce downtime during attachment changes and increase machine versatility. Efficient design. Maximum productivity.

Form and Function

The most powerful digging forces and increased lifting capacity provide productivity gains and greater ease of operation. The B-series variable pump torque design adapts the hydraulics to maintain engine revolutions to a constant level even under heavy load. This maximizes production and optimizes speed and fuel efficiency. Advanced and easy to use engine throttle and hydraulic mode selection boost excavator performance.



CXB HYDRAULIC EXCAVATORS

CX470B

Precision control

Proven B series Case cab structure is up to three times stronger, yet benefits from increased glass area and reduced profile pillars for improved visibility. Single window to the operator's right offers unobstructed view to the tracks and across the machine, for improved safety on site and increased productivity.

Adjustable operating console and short joysticks with total controllability reduce fatigue and further boost operator performance. Total control. Reduced effort. The advanced Case hydraulic system allows up to 10 auxiliary hydraulic flow settings to be programmed into the machine, making it possible for the operator to use up to 10 different attachments with no manual adjustment to the hydraulic circuit.

This results in reduced downtime during attachments changes and an increase in productivity for the customer.

Built to Perform

B series cab offers increased leg and foot space and an incredible 60 % increase in glazed area, contributing to a light and spacious feeling for the operator. Easy to clean surfaces, a reclining seat, glass roof hatch and air conditioning with nine vents are standard, promoting comfortable and productive operation throughout the day.

Viscous fluid cab mountings reduce vibration and internal noise levels, while smooth intuitive controls and improved ergonomics contribute to greater operator comfort and satisfaction. In-cab storage includes a hot and cold box for drinks, a cup holder, mobile phone storage and a large compartment behind the operator's seat. Operator comfort. Productivity gain.





Environmental responsibility

Exhaust gas recirculation (EGR) reduces Nitrous Oxide (NOx) emissions while improved combustion results in lower fuel consumption. Heavy duty boom and dipper arm construction boosts strength and durability, while all electronic components have waterproofed connectors for ultimate reliability. Robust build. Guaranteed durability.

Modular cooling pack allows for ease of maintenance and improved cooling in hot weather conditions. Auto and one-touch idle speed control allows the operator to tailor the engine performance for maximum efficiency.



CXB HYDRAULIC EXCAVATORS

CX470B



Heavy duty undercarriage

Heavy duty Case undercarriage design ensures long component life and low operating costs. The CX470B has an outstanding undercarriage for maximum stability, with a narrow trackframe design for maximum component protection. Sideframe steps are bolted on to allow rapid removal for transportation or repair. The undercarriage is available in both LC and retractable chassis versions. All hydraulic lines are fully protected within the main and side frames to increase durability.

Durability and reliability

Low maintenance Extended Maintenance Bushings (EMS) provide 1,000 hour/six month greasing intervals, greatly reducing daily and weekly maintenance for the operator. The bucket pins retain a 250 hour greasing interval. Fitted as standard, anti-friction shims in the boom foot and head reduce noise and cut free play.



Hydraulic force

The machine is equipped with highly efficient piston-type pumps to maximise pressure and flow under all operating conditions. Control is by a variable control pump torque system that perfectly matches engine output to hydraulic demand. High swing torque and increased slew speed allow in reduced cycle times in repetitive loading operations.



Perfect control

The fully adjustable right hand console includes the machine's advanced engine throttle control, enabling working mode selection. The console display features a luminosity sensor, to ensure that the graphics remain clear and easy to read in all light conditions. Operation is made easier thanks to a centralised layout of switches, while short lever joysticks further improve controllability and reduce operator effort.





Engine

High pressure common rail design, with 1,600 bars injection pressures, achieves Tier III engine emissions levels and is well prepared for the future move to Euro IV emissions standards. Low revs with high torque output provides unstressed productivity with longevity and reliability. Low engine speed and hydraulically-driven cooling fan contribute to lower noise output and improvements in fuel consumption.



CXB HYDRAULIC EXCAVATORS

CX470B

Ultimate environment

The upgraded B series cab has 60 % more visibility on the right hand side, yet has three times the structural strength of the previous machine.

The main windscreen has a retractable sun visor and can be lifted into the roof space for a clear view of the digging area. The improvements in cab strength, combined with viscous liquid cab mounts, a hydraulic cooling fan and large capacity exhaust muffler, result in best in class low levels of noise and vibration.

Longer seat slides, adjustable consoles, a 60 mm increase in foot space, a fully reclining operator's seat and standard air conditioning with nine outlet vents ensure that the operator stays comfortable and productive throughout the day.

Operator satisfaction is further enhanced with a clock, a large storage area behind the driver's seat, bottle and can holders, a mobile phone holder and a hot/cool box.



Case durability

The CX470B continues a long Case tradition of robust design, structural integrity and high build quality, resulting in extended operation and longevity. Heavy duty undercarriage components ensure high stability for maximum digging performance.

Narrow track frame design for maximum protection and bolt on side frame steps reduce downtime. EMS bushes further increase durability, cutting ownership costs and boosting operating time in tough operating conditions. A high performance synthetic fibre filter provides 5,000 hours of protection for hydraulic components.

Optional safety valves on the main boom and dipper cylinders for total safety. Customer confidence. Robust reliability.

Engine and hydraulic oil filters are centralised and remote mounted within easy to access panels, allowing ground level maintenance and reducing service time. Case excavators achieve the lowest score in SAE Maintenance score system tests, minimising downtime and reducing operating costs for the customer. The large fuel tank has both a drain cock and a removable service plate, to allow for easy cleaning in the case of fuel contamination.

A green engine oil drainer helps reduce environmental impact with no risk of spillage during maintenance. The standard high flow electric refuelling pump is twice as fast as previous models, with an auto stop function to make refilling easier. Centralised greasing systems are available as an option on all Case crawler excavators.



CXB HYDRAULIC EXCAVATORS

CX470B

Specifications

Engine

Latest "common rail" engine, in conformity with the European requirements applicable to low fumes emission, in accordance with the directive 97/69/EC 3A.

Make and type _____ ISUZU AH-6UZ1XYSS
Common rail, turbo, intermediate cooler, fuel cooler _____ yes
Injection _____ electronically controlled
Number of cylinders _____ 6
Bore/stroke _____ 120 mm x 145 mm
Displacement _____ 9839 cm³
Battery starting _____ 2 12/24 V batteries, 128 A/h

Working conditions

Speed _____ 1950 rpm
EEC 80/1269 power _____ 270 kW/367 hp
Engine oil capacity _____ 36 l
Fuel tank capacity _____ 650 l

Hydraulic system

Main pump max. flow (at 1980 rpm) _____ 2 x 360 l/min
Fixed flow pump (pilot circuit).
Max. flow _____ 30 l/min
Working pressure.
Attachment/power boost _____ 314/343 bar
Tilting oil cooler with ventilation from engine.
Hydraulic reservoir capacity _____ 230 l
Total hydraulic system capacity _____ 460 l

Swing

Fixed flow, piston-type pump. Automatic disk brake.
Upperstructure swing speed _____ 9.0 rpm

Travel

Two speed hydraulic motors with axial pistons.
Planetary reduction gears.
Low speed _____ 0 to 3.1 km/h
High speed _____ 0 to 5.3 km/h
Gradeability _____ 70%
Standard attachment (7.00 m boom)
Crowd force _____ 27 000 daN
Break-out force (with 2.53 m dipper) _____ 28 100 daN
Break-out force (with 3.38 m dipper) _____ 22 900 daN
Short attachment (6.55 m boom)
Crowd force _____ 31 300 daN
Break-out force (with 2.53 m dipper) _____ 27 900 daN

Undercarriage

"X" configuration fixed or adjustable undercarriage (the width of the track gauge for transport can only be reduced from 3.49 m to 2.99 m)
Grease cylinder track tension system.

Steel tracks _____ 600 mm, 750 mm and 900 mm
Ground pressure (with 600 mm pads) standard attachment:
LC undercarriage _____ 0.80 bar
RTC undercarriage (if equipped) _____ 0.83 bar
Ground pressure (with 600 mm pads) short attachment:
LC undercarriage _____ 0.81 bar
RTC undercarriage (if equipped). _____ 0.83 bar

Weights

Standard attachment
With 7.00 m boom, 3.38 m dipper, 1880 l backhoe bucket, 600 mm pads, operator and full fuel tank.
LC undercarriage _____ 46 800 kg
RTC undercarriage (if equipped). _____ 48 300 kg
Mass excavation boom
With 6.55 m boom, 2.53 m dipper, 2580 l backhoe bucket, 600 mm pads, operator and full fuel tank.
LC undercarriage _____ 47 100 kg
RTC undercarriage (if equipped) _____ 48 600 kg
Counterweight
Weight _____ 9200 kg

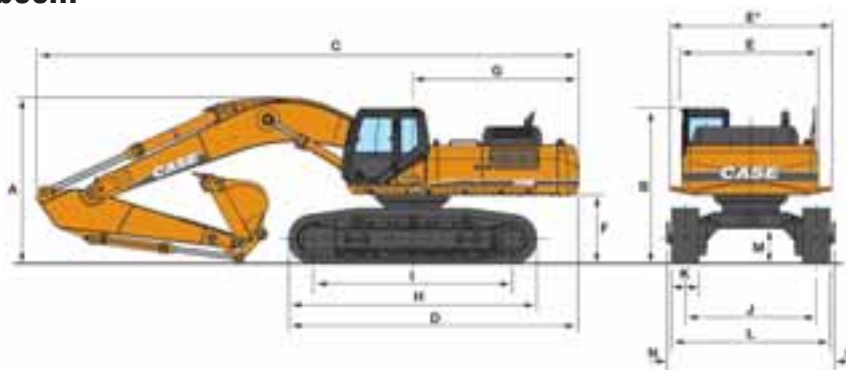


CXB HYDRAULIC EXCAVATORS

CX470B

General dimensions

With 7.00 m standard boom

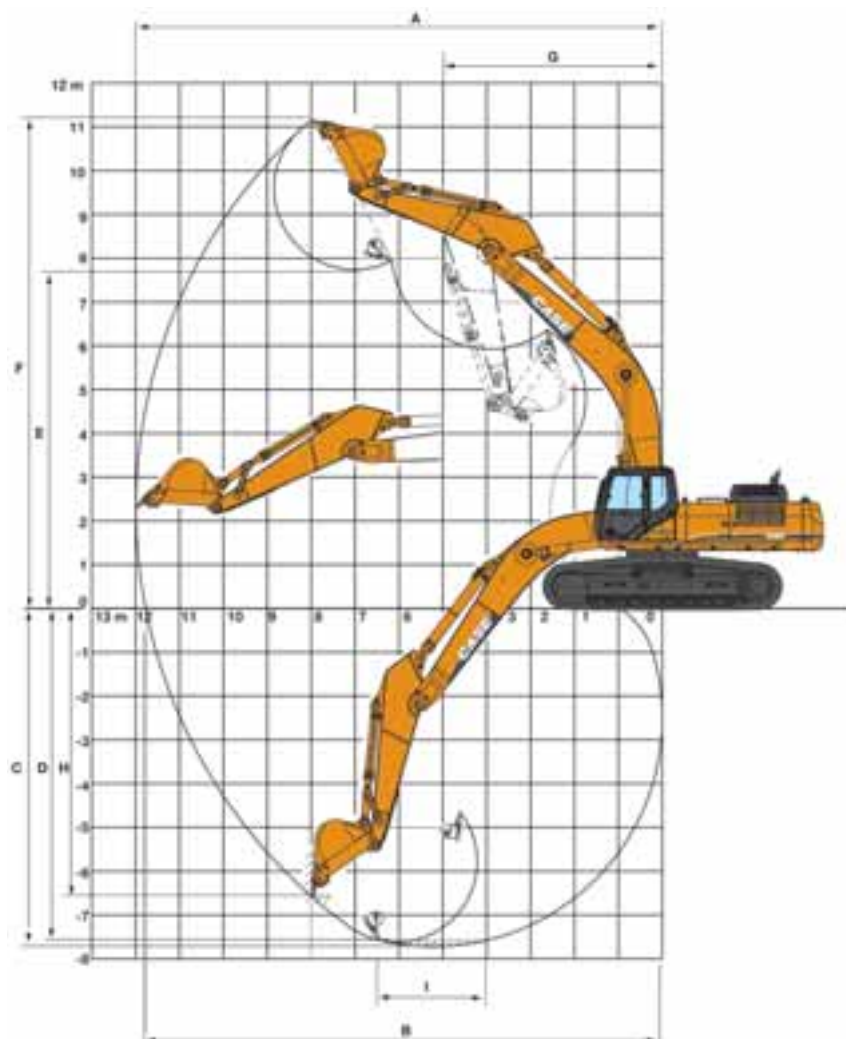


	LC UNDERCARRIAGE		RTC UNDERCARRIAGE	
	2.53 m	3.38 m	2.53 m	3.38 m
A Overall height (with attachment)	3.64 m	3.60 m	3.71 m	3.66 m
B Height	3.29 m	3.29 m	3.44 m	3.44 m
C Overall length (with attachment)	12.06 m	12.01 m	12.04 m	11.98 m
D Overall length (without attachment)	6.39 m	6.39 m	6.39 m	6.39 m
E Width of upperstructure	3.06 m	3.06 m	3.06 m	3.06 m
E* Width of upperstructure (with optional walkways)	3.59 m	3.59 m	3.59 m	3.59 m
F Upperstructure ground clearance	1.33 m	1.33 m	1.48 m	1.48 m
G Swing radius (rear end)	3.67 m	3.67 m	3.67 m	3.67 m
H Track overall length	5.45 m	5.45 m	5.45 m	5.45 m
I Centre idler to centre sprocket	4.40 m	4.40 m	4.40 m	4.40 m
J Track gauge	2.75 m	2.75 m	-	-
J* Track gauge	-	-	2.89 m	2.89 m
J** Track gauge	-	-	2.39 m	2.39 m
K Track shoe width (standard track pads)	0.60	0.60	0.60 m	0.60 m
L Track overall width				
- 600 mm track pads	3.35 m	3.35 m	-	-
- 750 mm track pads	3.50 m	3.50 m	-	-
- 900 mm track pads	3.65 m	3.65 m	-	-
L* Track overall width				
- 600 mm track pads	-	-	3.49 m	3.49 m
- 750 mm track pads	-	-	3.64 m	3.64 m
- 900 mm track pads	-	-	3.79 m	3.79 m
L** Track overall width				
- 600 mm track pads	-	-	2.99 m	2.99 m
- 750 mm track pads	-	-	3.14 m	3.14 m
- 900 mm track pads	-	-	3.29 m	3.29 m
M Ground clearance	0.54 m	0.54 m	0.74 m	0.74 m
N	-	-	0.11 m	0.11 m

* Working position / ** Transport position

Performance data

With 7.00 m standard boom



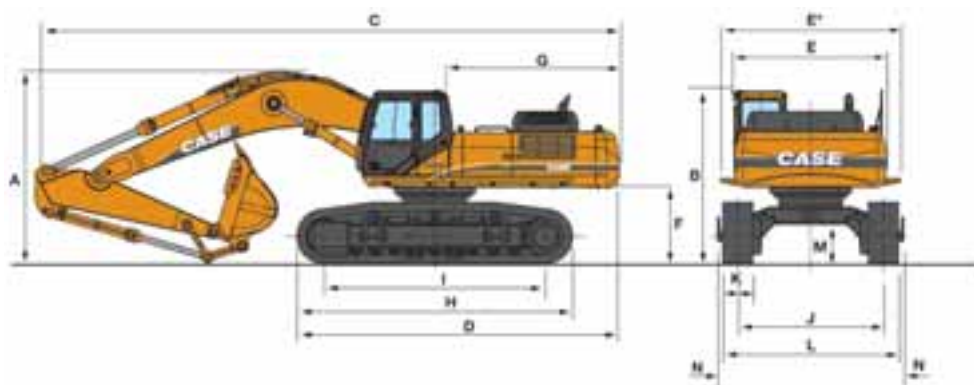
	LC UNDERCARRIAGE		RTC UNDERCARRIAGE	
	2.53 m	3.38 m	2.53 m	3.38 m
A Maximum digging reach	11.23 m	12.00 m	11.23 m	12.00 m
B Maximum digging reach at ground level	10.99 m	11.77 m	10.95 m	11.74 m
C Maximum digging depth	6.87 m	7.72 m	6.72 m	7.57 m
D Maximum digging depth over a length of 2.44 m	6.69 m	7.58 m	6.54 m	7.43 m
E Maximum dump height	7.42 m	7.74 m	7.57 m	7.89 m
F Maximum working height	10.82 m	11.14 m	10.97 m	11.29 m
G Minimum attachment swing radius	5.14 m	4.99 m	5.13 m	4.99 m
H Maximum digging depth on a vertical face	5.67 m	6.57 m	5.52 m	6.42 m
I Maximum length of flat-bottomed trench	2.44 m	2.44 m	2.44 m	2.44 m

CXB HYDRAULIC EXCAVATORS

CX470B

General dimensions

With 6.55 m mass excavation boom

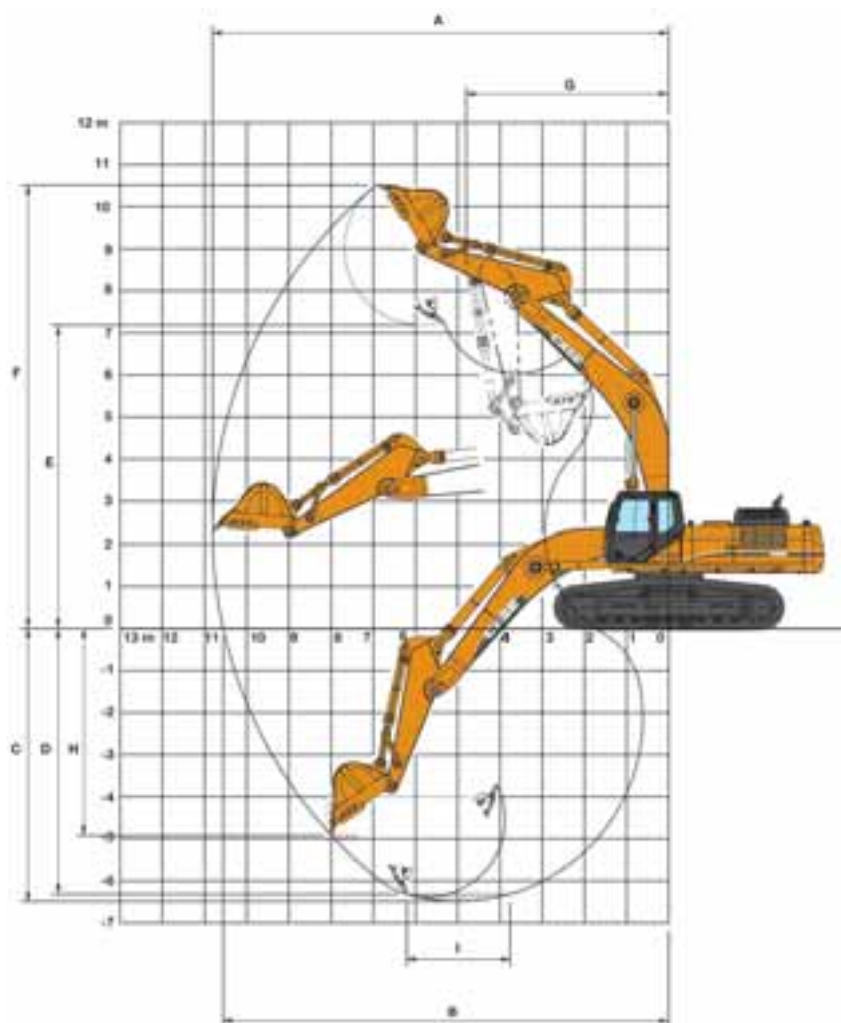


	LC UNDERCARRIAGE	RTC UNDERCARRIAGE
	2.53 m	2.53 m
A Overall height (with attachment)	3.76 m	3.81 m
B Height	3.29 m	3.44 m
C Overall length (with attachment)	11.64 m	11.61 m
D Overall length (without attachment)	6.39 m	6.39 m
E Width of upperstructure	3.06 m	3.06 m
E* Width of upperstructure (with optional walkways)	3.59 m	3.59 m
F Upperstructure ground clearance	1.33 m	1.48 m
G Swing radius (rear end)	3.67 m	3.67 m
H Track overall length	5.45 m	5.45 m
I Centre idler to centre sprocket	4.40 m	4.40 m
J Track gauge	2.75 m	-
J* Track gauge	-	2.89 m
J** Track gauge	-	2.39 m
K Track shoe width (standard track pads)	0.60	0.60 m
L Track overall width		
- 600 mm track pads	3.35 m	-
- 750 mm track pads	3.50 m	-
- 900 mm track pads	3.65 m	-
L* Track overall width		
- 600 mm track pads	-	3.49 m
- 750 mm track pads	-	3.64 m
- 900 mm track pads	-	3.79 m
L** Track overall width		
- 600 mm track pads	-	2.99 m
- 750 mm track pads	-	3.14 m
- 900 mm track pads	-	3.29 m
M Ground clearance	0.54 m	0.74 m
N	-	0.11 m

* Working position / ** Transport position

Performance data

With 6.55 m mass excavation boom



	LC UNDERCARRIAGE	RTC UNDERCARRIAGE	
	2.53 m	2.53 m	
A	Maximum digging reach	10.81 m	10.81 m
B	Maximum digging reach at ground level	10.56 m	10.52 m
C	Maximum digging depth	6.49 m	6.34 m
D	Maximum digging depth over a length of 2.44 m	6.32 m	6.16 m
E	Maximum dump height	7.18 m	7.34 m
F	Maximum working height	10.52 m	10.67 m
G	Minimum attachment swing radius	4.80 m	4.80 m
H	Maximum digging depth on a vertical face	4.92 m	4.77 m
I	Maximum length of flat-bottomed trench	2.44 m	2.44 m

CXB HYDRAULIC EXCAVATORS

CX470B

Standard boom buckets

General purpose and heavy duty

SAE Heaped Capacity	1120 l	1380 l	1630 l	1880 l	2150 l	2410 l	2580 l
Width	900 mm	1050 mm	1200 mm	1350 mm	1500 mm	1650 mm	1750 mm

Very heavy duty

SAE Heaped Capacity	1880 l
Width	1350 mm

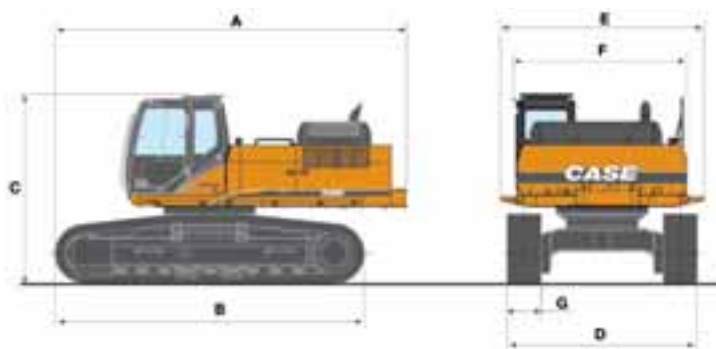
Quarry

SAE Heaped Capacity	2580 l
Width	1750 mm

Mass excavator boom buckets

Buckets from 1.8 to 3 m³ available.

Overall dimensions and weight of the main machine components



	LC UNDERCARRIAGE	RTC UNDERCARRIAGE
	2.53 m	2.53 m
A Overall length	6.20 m	6.20 m
B Track overall length	5.45 m	5.45 m
C Height	3.29 m	3.44 m
D Track overall width	3.35 m	
D* Track overall width	-	3.70 m
D** Track overall width	-	3.20 m
E Width of upperstructure (with optional walkways)	3.59 m	3.59 m
F Overall width	3.06 m	3.06 m
G Track gauge	0.60 m	0.60 m

* Working position / ** Transport position

Lifting capacity

Front 360°	REACH					
	3.0 m	4.5 m	6.0 m	7.5 m	9.0 m	At max reach

LC UNDERCARRIAGE - 3.38 m length, 600G shoes, bucket of 1.8 m³ HD - 1830 kg.
Maximum reach 10.28 m

7.5 m										8837*	7942	8.17	
6.0 m						9571*	9044	8831*	6358	6350*	5560	9.58	
4.5 m				12556*	12468	10499*	8519	9260*	6091	6559*	4868	10.0	
3.0 m			20429*	17756	14520*	11378	11558*	7933	9808*	5767	6987*	4475	10.3
1.5 m			22959*	16155	16092*	10473	12475*	7406	9868	5462	7690*	4312	10.3
0 m			23470*	15493	16866*	9907	12891	7027	9616	5234	8098	4366	10.0
-1.5 m	17100*	17100*	22587*	15356	16729*	96662	12669	6831	9500	5129	8682	4680	9.55
-3.0 m	24521*	24521*	20583*	15526	15624*	9679	12105*	6833			9601*	5385	8.79
-4.5 m	22543*	22543*	17234*	15971	13268*	9948	9917*	7084			9532*	6866	7.67
-6.0 m			11689*	11689*							8606*	8606*	5.97

LC UNDERCARRIAGE - 2.53 m arm length, 600G shoes, bucket of 2.0 m³ HD - 1930 kg.
Maximum reach 9.48 m

7.5 m										10320*	9570	7.3	
6.0 m						10647*	8792			9695*	6595	8.71	
4.5 m			18958*	18910	13939*	12006	11452*	8305	10029*	5971	9887*	5701	9.21
3.0 m			22555*	16625	15662*	10983	12341*	7772	10130	5708	9318	5220	9.45
1.5 m			18799*	15629	16799*	10233	13014*	7325	9865	5468	9127	5042	9.44
0 m			22847*	15455	17031*	9850	12899	7045	9702	5321	9396	5152	9.19
-1.5 m			21202*	15571	16332*	9769	12750*	6960			10259	5621	8.67
-3.0 m	22548*	22548*	18551*	15913	14591*	9939	11237*	7104			10505*	6689	7.83
-4.5 m			14325*	14325*	11205*	10410					9955*	9172	6.54

RTC UNDERCARRIAGE - 3.38 m arm length, 600G shoes, bucket of 1.8 m³ HD - 1830 kg.
Maximum reach 10.28 m

7.5 m										8810*	8260	8.36	
6.0 m						9652*	9652*	8864*	6956	6361*	6036	9.64	
4.5 m	27424*	27424*	16827*	16827*	12755*	12755*	10604*	9262	9313*	6677	6592*	5346	10.01
3.0 m			20777*	19380	14705*	12390	11661*	8669	9863*	6349	7044*	4964	10.03
1.5 m			23093*	17850	16210*	11502	12549*	8149	10209	6046	7780*	4823	10.02
0 m			23435*	17245	16894*	10962	13026*	7783	9968	5827	8459	4916	9.98
-1.5 m	17798*	17798*	22436*	17142	16664*	10743	12907*	7604	9869	5736	9117	5297	9.48
-3.0 m	25348*	25348*	20315*	17344	15452*	10785	11961	7627			9609*	6126	8.69
-4.5 m	21880*	21880*	16798*	16798*	12934*	11088	9562*	7916			9497*	7876	7.53
-6.0 m			10930*	10930*							8387*	8387*	5.75

RTC UNDERCARRIAGE - 2.53 m arm length, 600G shoes, bucket of 2.0 m³ HD - 1930 kg.
Maximum reach 9.48 m

7.5 m										10254*	9902	7.49	
6.0 m					12404*	12404*	10715*	9553			9723*	7120	8.77
4.5 m			19373*	19373*	14121*	13023	11542*	9049	10066*	6561	9893*	6229	9.25
3.0 m			22794*	18265	15812*	12000	12424*	8513	10447*	6294	9626	5762	9.46
1.5 m			19079*	17374	16865*	1175	13060*	8075	10213	6059	9481	5613	9.43
0 m			22719*	17237	17003*	10921	13207*	7811	10065	5923	9815	5777	9.15
-1.5 m			20986*	17379	16208*	10866	12654*	7746			10511*	6343	8.6
-3.0 m	22116*	22116*	18212*	17755	14343*	11064	10992*	7920			10486*	7704	7.72
-4.5 m			13767*	13767*	10705*	10705*					9829*	9829*	6.38

* Hydraulic capacity 87%

CXB HYDRAULIC EXCAVATORS

CX470B

Lifting capacity

Front 360°	REACH					
	3.0 m	4.5 m	6.0 m	7.5 m	9.0 m	At max reach m

LC UNDERCARRIAGE - 2.53 m length, 600G shoes, bucket of 3.0 m³ - 2400 kg. Maximum reach 9.15 m

6.0 m						10540*	8427			10199*	7285	8.06	
4.5 m			18008*	18008*	13559*	11912	11254*	8016		8413*	5744	8.87	
3.0 m			21684*	17197	15295*	10948	12109*	7528	9765	5353	9091*	5213	9.12
1.5 m			23452*	15896	16531*	10177	12771*	7095	9531	5141	9332	5025	9.11
0 m			23128*	15469	16852*	9736	12666	6809			9655	5163	8.85
-1.5 m	22802*	22802*	21446*	15483	16113*	9607	12317*	6719			10563*	5717	8.31
-3.0 m	23460*	23460*	18425*	15795	14078*	9757					10473*	6997	7.42
-4.5 m			13341*	13341*	9717*	9717*					9589*	9589*	6.05

RTC UNDERCARRIAGE - 2.53 m arm length, 600G shoes, bucket of 3.0 m³ - 2400 kg. Maximum reach 9.15 m

6.0 m						10540*	9230			10199*	8007	8.06	
4.5 m			18008*	18008*	13559*	13041	11254*	8814		8413*	6371	8.87	
3.0 m			21684*	19027	15295*	12061	12109*	8320	10140	5965	9091*	5814	9.12
1.5 m			23452*	17695	16531*	11278	12771*	7882	9906	5752	9701	5625	9.11
0 m			23128*	17258	16852*	10831	12940*	7593			10039	5786	8.85
-1.5 m	22802*	22802*	21446*	17272	16113*	10699	12317*	7502			10563*	6369	8.31
-3.0 m	23460*	23460*	18425*	17591	14078*	10852					10473*	7794	7.42
-4.5 m			13341*	13341*	9717*	9717*					9589*	9589*	6.05

You can count on Case

You can count on Case and your Case dealer for full-service solutions-productive equipment, expert advice, flexible financing, genuine Case parts and fast service. We're here to provide you with the ultimate ownership experience.

Case pride

You can take pride in the Case name on your machine. It's backed by more than a century of productivity and performance. Case and your Case dealer are here for you, not only when you buy the machine, but also after you put 1,000 or 10,000 hours on it.

A rich, proud history

Case Construction Equipment's heritage spans more than 165 years. Growing from J.I. Case's innovations with steam-powered machinery in the late 1800s, Case developed road-building equipment that helped create early 20th century streets and highways across the world. By 1912, Case was well on its way to establishing itself as a full-line equipment manufacturer. The company continued to expand its construction equipment business over the next 45 years.

Celebrating a tradition of innovation

In 1957, Case produced the world's first integrated loader/backhoe made and warranted by one manufacturer. Over the decades and into the 21st century, Case has continued to develop a long line of industry firsts and has taken a leadership role in pioneering new products and solutions. Today, Case produces 15 lines of equipment and more than 90 models to meet your toughest construction challenges. Supported by manufacturing and sales in more than 150 countries, Case serves the needs of our customers worldwide.

Customer support


Case equipment is sold and serviced by more than 370 dealers and 900 outlets worldwide. No matter where you work, we're here to support and protect your investment.

To locate a Case dealer or learn more about Case equipment or customer service, go to www.casece.com. For flexible financing options, dependable parts and fast service, your Case dealer is here to meet your needs.

It all adds up. You can count on Case.

Case Delivers Full-Service Solutions

EQUIPMENT | FINANCING | PARTS & SERVICE



Standard equipment

OPERATOR'S COMPARTMENT

Sliding front window - storable
LCD monitor display
Skylight
Cab with Isomount® system
Adjustable deluxe seat with
76 mm retractable seat belt
Safety glass - all windows
Climate Control System
AM/FM Radio w/auto tuner
Windshield wiper w/washer
Anti-theft device
Dome light
Single pedal travel

ENGINE

Isuzu AH-6UZ1XYSS turbocharged diesel
Tier III certified
Warm up mode
Dial type throttle control

Emergency stop
Auto engine derate
Auto and one touch idle
Electrical
Batteries (2)
Electronic Systems Monitor
Boom worklight
Turntable worklight

HYDRAULICS

ISO pattern pilot controls
Work mode selector: SP, H & Auto
Power Boost - automatic
2 Variable flow piston pumps
Auxiliary attachment mode
Neutral pump destroke
Auxiliary hydraulic valve
Attachment cushion control for boom and arm
100% return oil filtration
Hydraulic reversing cooling fan

UNDERCARRIAGE

Track length: 5.45 m
Track gauge: 2.75 m
Sealed and lubed track

TRACK DRIVE

2-speed hydrostatic travel
Straight tracking travel priority
Disc-type parking brakes

UPPERSTRUCTURE

Boom: 7.00 m one piece
Hammer adaptable
Swing brake

OTHER

Single key lockup

Options

UPPERSTRUCTURE

Arm: 3.38 m or 2.53 m
FOPS guard level 2
Front screen
Front grill
Sun visor
Rain deflector
See through skylight

HYDRAULICS

Boom and arm anti-drift valves

Auxiliary hydraulics
Single acting, one pump
Double acting, single or dual pump
(includes heavy-duty bucket linkage)
Control pattern selector valve

OTHER

Air suspension seat
Load holding control devices
cylinder mounted
Esco Slide-Loc* Hydraulic Coupler

Counterweight removal device
Retractable side frames

*Standard and optional equipment shown can vary by country.
Pictures of engine and hydraulic by courtesy of Costruzioni-Italy*



CNH INTERNATIONAL SA

Riva Paradiso, 14
6902 Paradiso
SWITZERLAND



NOTE: Standard and optional fittings can vary according to the demands and specific regulations of each country. The illustrations may include optional rather than standard fittings - consult your Case dealer. Furthermore, CNH reserves the right to modify machine specifications without incurring any obligation relating to such changes.

Conforms to directive 98/37/CE 

