

CASE
CONSTRUCTION



COMPACT TRACK LOADERS
TR270 | TR320 | TV380



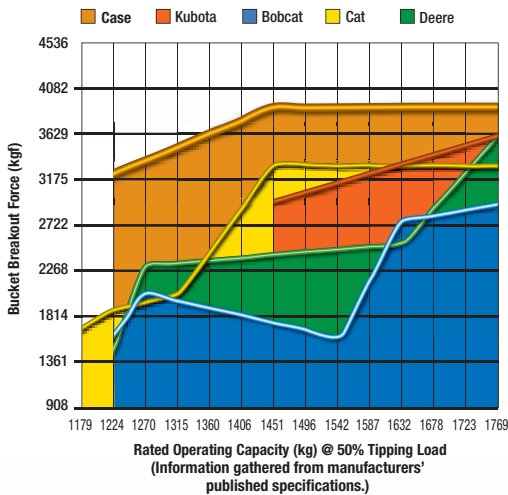
Introducing a new generation

Get more done

Climb inside a new Case compact track loader (CTL) and you'll feel the difference. Engineered from the ground up, this new line-up of equipment delivers more power. And that's just the start.

Our new CTLs delivers exceptional bucket breakout force (up to 3895 kg/8,585 lb) and hinge-pin height. All three models deliver superior horsepower, giving you the muscle to get the job done faster.

Plus, they'll run all day long, thanks to improved fuel efficiency and new 76- to 96.5-lt fuel tanks. One demonstration will prove it's time to trade up.



Compare us to the competition. You'll feel the superior breakout force.



Up to 25% More Interior Width

Comfort for the long haul

There's no comparison. Our engineers designed a cab that delivers more room, visibility, comfort and control.

Not only are they as much as 25 percent larger, but they also feature dozens of upgrades, such as optional heated air-suspension seats, air conditioning, a removable front door and side windows.

Our revolutionary ultra-narrow wire side-screen design and larger glass windows give you more visibility. With the Case-exclusive side lighting, you'll get more done - day or night.

Your operators will be comfortable and productive in the spacious cab.



of Case compact track loaders!

Dozer-style undercarriage

Our dozer-style undercarriage is engineered to hold fast on steep slopes and take command of muddy or sandy terrain. The undercarriage has a rigid track frame with fewer moving parts, so it is more durable and easier to maintain than suspension track systems.

The technology on our rollers and idlers reduces maintenance costs and increases undercarriage life. Plus, our new, narrow chassis width makes it easy to load and unload on trailers.



Designed to take on the toughest challenges, these new CTLs are engineered to boost your productivity and profits.

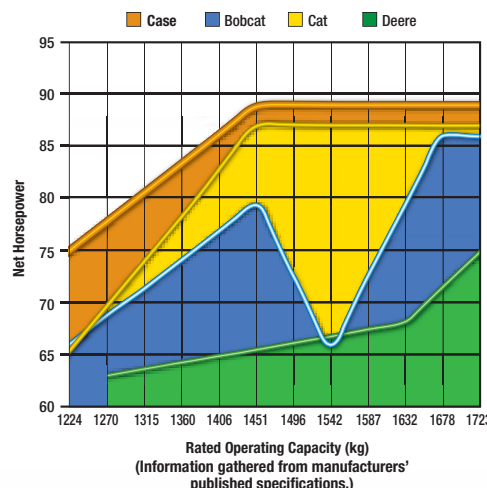
Muscle to spare

Case compact track loaders have the muscle to get the job done - with rated operating capacities up to 1.905 kg (4,200 pounds.)* Our radial-lift TR270 and TR320 models are engineered for digging, prying and pushing, while the vertical-lift TV380 is for load-and-carry jobs. Plus, we deliver superior hinge pin height - which positions the bucket higher to load trucks faster and easier.

* With counter weights

See for yourself

See your Case dealer for a demonstration, and put a new Case compact track loader to work. Then visit www.Casece.com or www.CompareCase.com.



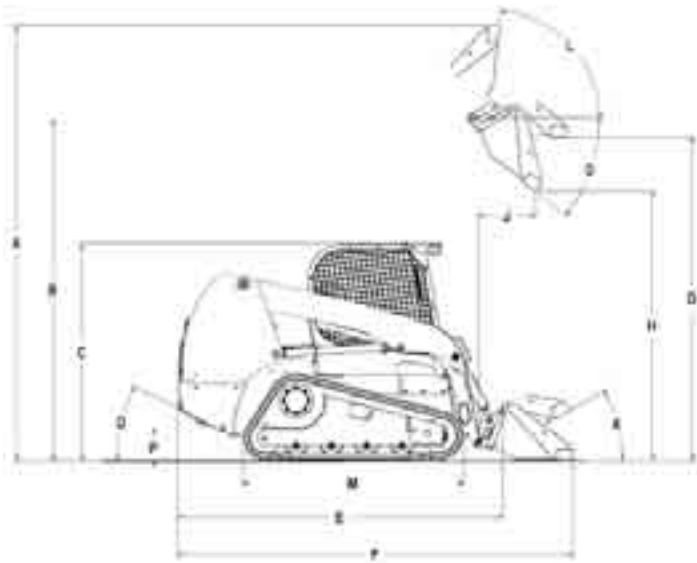
You get more horsepower with Case.



SPECIFICATIONS	TR270	TR320	TV380
Engine	Case 432T/M3	Case 432T/M3	Case 432T/M3
Gross hp (kW) @ 2500 rpm	74 hp (55 kW)	90 hp (67 kW)	90 hp (67 kW)
Net hp (kW) @ 2500 rpm	70 hp (52 kW)	84 hp (63 kW)	84 hp (63 kW)
Peak torque @ 1400 rpm	275 Nm	340 Nm	340 Nm
Displacement	3.2 l	3.2 l	3.2 l
Rated operating load			
50%	1225 kg (2,700 lb)	1451 kg (3,200 lb)	1723 kg (3,800 lb)
35%	859 kg (1,890 lb)	1018 kg (2,240 lb)	1209 kg (2,660 lb)
Tipping load	2450 kg (5,400 lb)	2902 kg (6,400 lb)	2446 kg (7,600 lb)
Breakout forces			
Bucket cylinder	31.8 kN	38.2 kN	38.2 kN
Operating weight	3720 kg (8,200 lb)	4355 kg (9,600 lb)	4625 kg (10,200 lb)

Superior serviceability

Ask your technicians. Case has a reputation for easy-to-maintain and service equipment. The new Case CTLs are no exception, with features such as remote-mounted filters, ground-line access for daily maintenance checks and grouped service checkpoints.



	TR270	TR320	TV380
A. Overall operating height	3.89 m	4.01 m	4.22 m
B. Height to bucket hinge pin	3.12 m	3.21 m	3.34 m
C. Height to top of ROPS	1.99 m	2.04 m	2.04 m
D. Bottom of bucket fully raised	NA	NA	NA
Overall length -			
E. without attachment	2.67 m	2.95 m	2.95 m
F. with bucket	NA	NA	NA
G. Dump angle	39.6°	38.3°	53.5°
H. Dump height with bucket	2.49 m	2.6 m	2.6 m
J. Dump reach @ max. height	0.57 m	0.54 m	0.79 m
Max. attachment rollback -			
K. at ground level	31°	29.7°	34°
L. at full height	98.6°	99.7°	86°
M. Wheelbase	NA	NA	NA
P. Ground clearance	0.20 m	0.24 m	0.24 m
Q. Angle of departure	32°	32°	32°
Overall width	1.68 m	1.88 or 1.93 m	1.88 or 1.93 m



CNH INTERNATIONAL SA
Riva Paradiso, 14
6902 Paradiso
SWITZERLAND



NOTE: Standard and optional fittings can vary according to the demands and specific regulations of each country. The illustrations may include optional rather than standard fittings - consult your Case dealer. Furthermore, CNH reserves the right to modify machine specifications without incurring any obligation relating to such changes.

Conforms to directive 98/37/CE **CE**

